

# Yori Evo Box



## Mains Voltage

<sup>EN</sup> The Yori Box projector has been developed and advanced to create Yori Evo Box, which extends the specific features of the Yori Box range to a new, powerful luminaire with a simple, elegant design. It comes in four sizes and has an outstanding lumen output up to 4520 lm. It offers a wide range of control systems, including Dimmer on board and Bluetooth. The accessories that complete this family make it even more versatile.

<sup>IT</sup> Dallo sviluppo e evoluzione del proiettore a binario Yori Box, Yori Evo Box amplia le specifiche peculiarità della gamma Yori Box in un nuovo apparecchio flessibile e dal design semplice e elegante. È disponibile in quattro dimensioni e vanta un eccezionale lumen output fino a 4520 lm. Offre un'ampia gamma di sistemi di controllo, tra cui Dimmer on board e Bluetooth. Gli accessori che completano la famiglia rendono questo prodotto ancora più versatile.



<sup>EN</sup> Integrated Bluetooth technologies  
<sup>IT</sup> Tecnologie Bluetooth integrate

<sup>EN</sup> Dimmer on board  
<sup>IT</sup> Dimmer on board




Accessories  
p.78



Finishes  
p.82

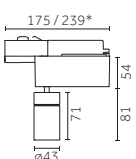
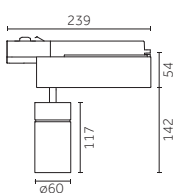
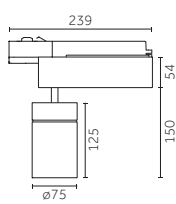
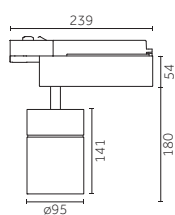


Control systems  
p.84



# Mains Voltage



| Ø 43 mm   | Ø 60 mm   | Ø 75 mm   | Ø 95 mm   |
|---|---|---|---|
|    |    |    |    |
| <p><b>POWER LED</b><br/>           4 W, 9 W<br/>           410 lm - 940 lm<br/>           L90 B10=50,000h<br/>           2700 K, 3000 K, 4000 K<br/>           SDCM &lt;3<br/>           CRI &gt;80, CRI &gt;90</p> | <p><b>COB LED</b><br/>           9 W, 12 W, 17 W<br/>           725 lm - 2400 lm<br/>           L90 B10=50,000h<br/>           2700 K, 3000 K, 4000 K<br/>           SDCM &lt;2 &lt;3<br/>           CRI &gt;80, CRI &gt;90, CRI &gt;98</p> | <p><b>COB LED</b><br/>           12 W, 17 W, 24 W, 28 W<br/>           1323 lm - 4054 lm<br/>           L90 B10=50,000h<br/>           2700 K, 3000 K, 4000 K<br/>           SDCM &lt;2 &lt;3<br/>           CRI &gt;80, CRI &gt;90, CRI &gt;98</p> | <p><b>COB LED</b><br/>           12 W, 17 W, 24 W, 33 W, 37 W<br/>           1323 lm - 5090 lm<br/>           L90 B10=50,000h<br/>           2700 K, 3000 K, 4000 K<br/>           SDCM &lt;2 &lt;3<br/>           CRI &gt;80, CRI &gt;90, CRI &gt;98</p> |
| <p><b>Warm Dimming COB LED</b><br/>           6,5 W<br/>           10 lm - 550 lm<br/>           L70 B50=50,000h<br/>           1800 K - 2800 K<br/>           SDCM &lt;4<br/>           CRI &gt;95</p>             | <p><b>Warm Dimming COB LED</b><br/>           12 W<br/>           100 lm - 1000 lm<br/>           L70 B50=50,000h<br/>           1700 K - 3000 K<br/>           SDCM &lt;4<br/>           CRI &gt;95</p>                                    | <p><b>Warm Dimming COB LED</b><br/>           25 W<br/>           100 lm - 2500 lm<br/>           L70 B50=50,000h<br/>           1700 K - 3000 K<br/>           SDCM &lt;4<br/>           CRI &gt;95</p>  | <p><b>Warm Dimming COB LED</b><br/>           33 W<br/>           100 lm - 3100 lm<br/>           L70 B50=50,000h<br/>           1700 K - 3000 K<br/>           SDCM &lt;4<br/>           CRI &gt;95</p>  |

\*Phase-cut / DALI / Dimmer on board / Bluetooth


# Mains Voltage tracks

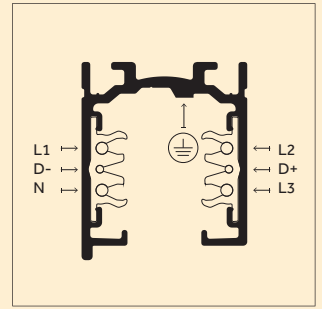
NEW



Track  
Recessed


Track  
Surface/Pendant






EN 3-circuit standard tracks  
IT Binari Standard a 3 accensioni

NEW



H Track  
Surface/Pendant

H Track  
Pendant - Indirect



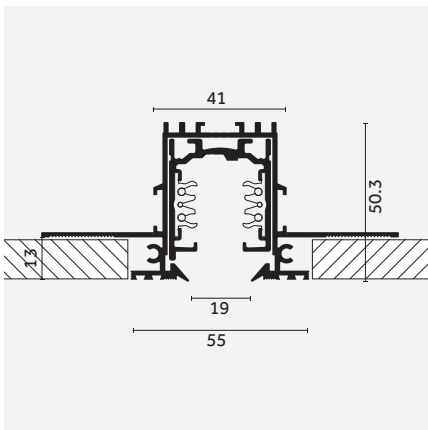
# Supertrack



## Mains Voltage tracks

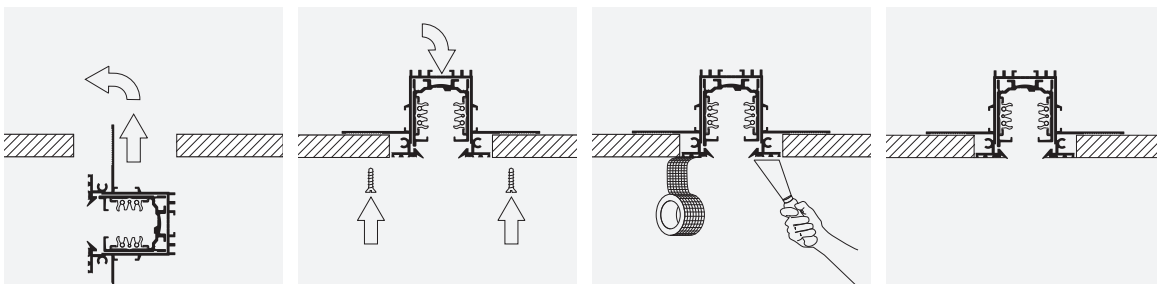
EN Complete integration with ceilings and walls: our new Supertrack, with its super narrow width of 19 mm, works in harmony with any kind of architecture and space. Its restrained height allows installation even when there is little space available in the false ceiling. Being almost invisible and super flexible, it's a particularly versatile solution for retail and hospitality.

IT Completa integrazione con soffitti e pareti: il nostro nuovo Supertrack, grazie alla larghezza ridotta, di soli 19 mm, si inserisce con discrezione in qualsiasi tipo di architettura e spazio. La sua altezza contenuta consente l'installazione anche quando c'è poco spazio disponibile nel controsoffitto. L'eccezionale adattabilità e il suo essere quasi invisibile lo rendono una soluzione particolarmente versatile per il mondo del retail e dell'hospitality.



EN Supertrack: recessed trimless track with minimal size

IT Supertrack: binario recessed trimless con minimi ingombri



EN Easy and fast installation

IT Installazione semplice e veloce


Supertrack




EN Lines help defining spaces, framing interiors or simply catching the eye. Supertrack support your creativity and any particular architectural needs, allowing you to create endless geometric configurations.

IT Le linee aiutano a definire gli spazi, incorniciarli o semplicemente a catturare l'attenzione. Supertrack supporta la tua creatività e qualunque esigenza architettonica, permettendoti di creare infinite configurazioni geometriche.


32



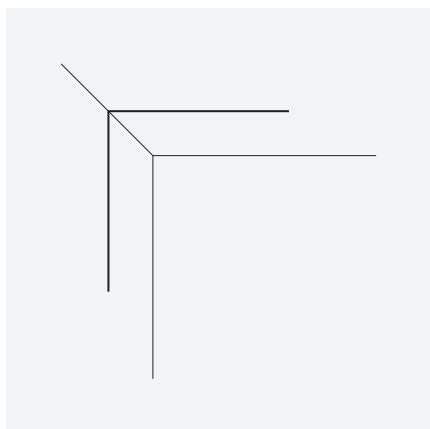
EN "L" configuration  
IT Configurazione a "L"



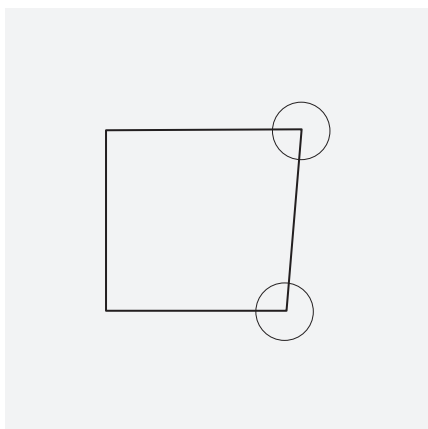
EN "U" configuration  
IT Configurazione a "U"




EN Square configuration  
IT Configurazione quadrata



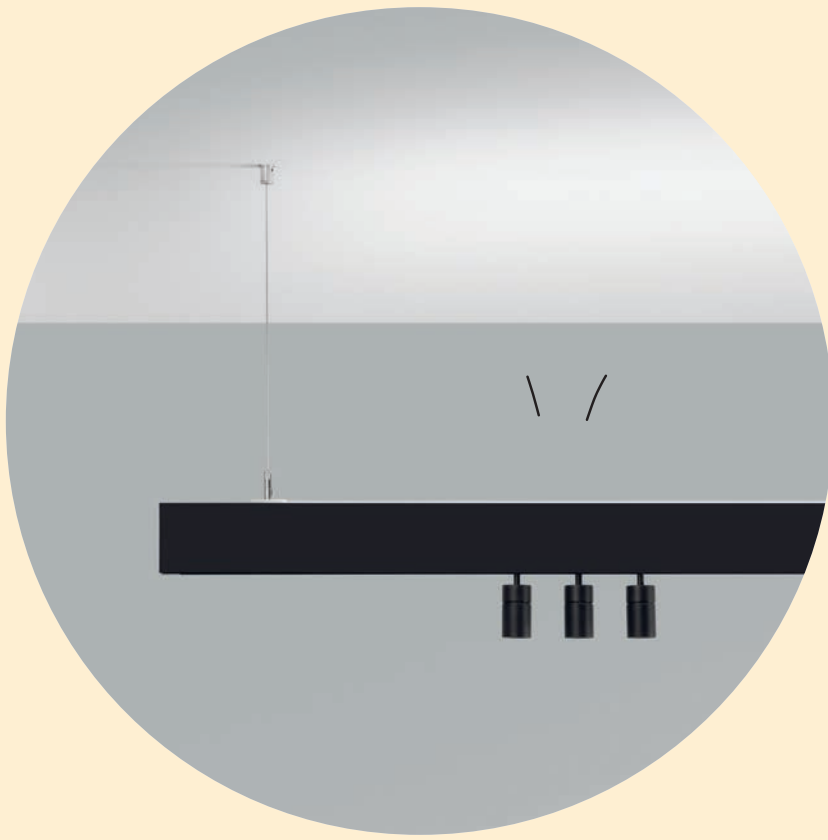
EN Wall-Ceiling configuration  
IT Configurazione parete-soffitto



EN Custom configuration on request  
IT Configurazione custom su richiesta



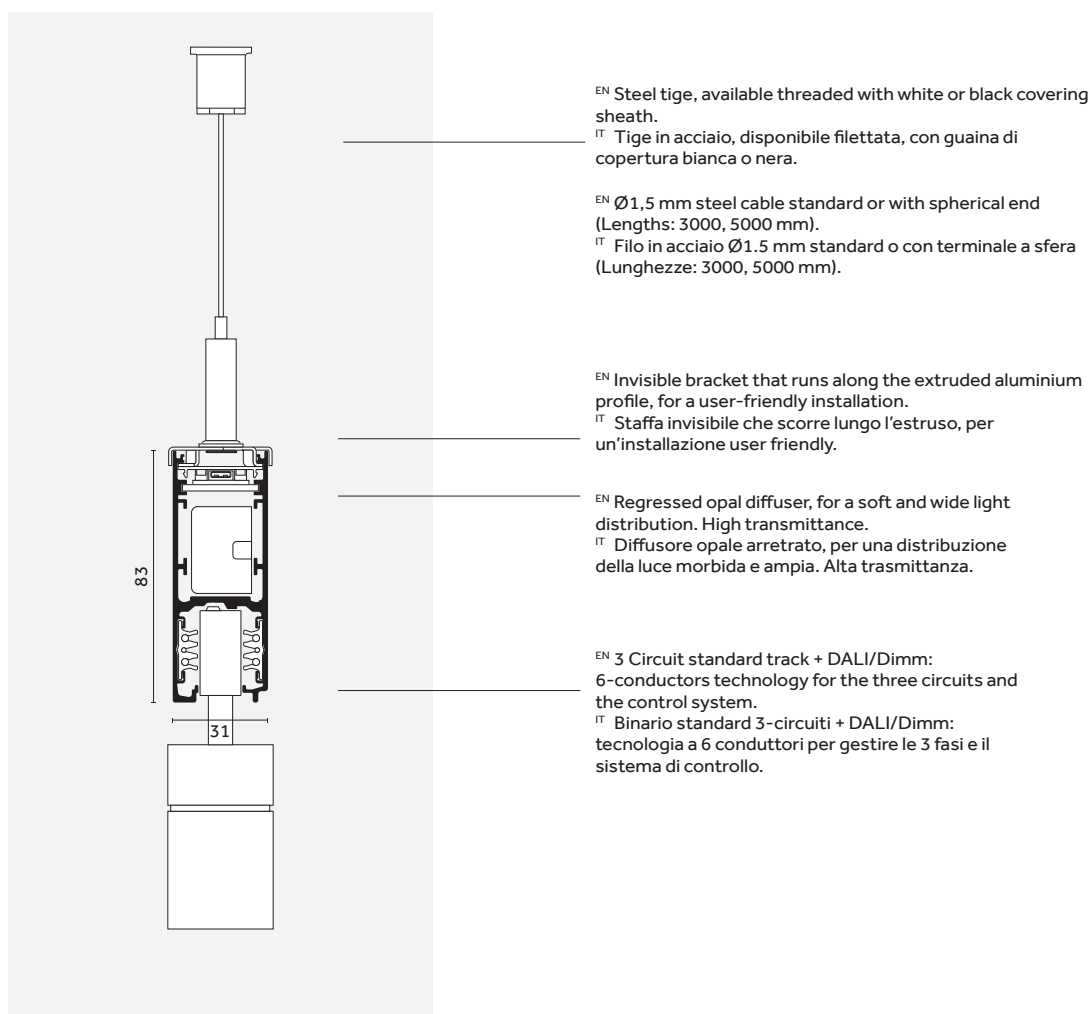
# H track



## Mains Voltage tracks

**EN** The brand new H-Track is designed to meet both the functional and aesthetic needs of any architectural project. It offers the flexibility of a 3-phase track together with the visual comfort of indirect lighting. It can be installed at the height you prefer and combined with any Yori Evo Ghostrack luminaire, to realize an infinite range of lighting configurations. The indirect lighting from the upper compartment creates a more spacious feeling while emphasizing the architecture of the spaces.

**IT** Il nuovissimo H-Track è progettato per soddisfare le esigenze funzionali ed estetiche di qualsiasi progetto architettonico. Offre la flessibilità di un binario trifase combinata al comfort visivo dell'illuminazione indiretta. Può essere installato all'altezza che preferisci e combinato con qualsiasi apparecchio Yori Evo Ghostrack, per realizzare un'infinita gamma di configurazioni illuminotecniche. L'illuminazione indiretta dal vano superiore rende gli spazi visivamente più ampi e allo stesso tempo enfatizza l'architettura degli interni.



**EN** Maximum number of modules connectable in continuous line: 60 modules of 1402 mm, 30 modules of 2805 mm, power cable section 1.5 mm<sup>2</sup>  
**IT** Numero massimo di moduli collegabili in linea continua: 60 moduli da 1402 mm, 30 moduli da 2805 mm, cavo di alimentazione sezione 1,5 mm<sup>2</sup>



# Mains Voltage tracks



37

H Track








New ranges of interchangeable optics:  
Precision for high candela values and super  
narrow beams, Performance for high  
lumen output and high efficacy.

70



## Precision

Super narrow, narrow, medium  
High candela value up to 50.000 cd  
with controlled and soft distribution



# Performance

Narrow, medium, medium-wide, wide  
High efficacy up to 118 lm/w with unique  
performance never seen before

# Precision




<sup>EN</sup> System of interchangeable lenses made of temperature-resistant plastic (stabilised up to 140°C), self-extinguishing (V0 rating), with LOR up to 89%. Very narrow, narrow and medium beams with luminous intensity of up to 50,000 cd.

72

<sup>IT</sup> Sistema di lenti intercambiabili in materiale plastico resistente ad alte temperature, stabilizzate fino a 140°, autoestinguento V0 con efficienza fino all'89%. Fasci molto stretti, stretti e medi con valori di intensità fino a 50.000cd.

## Ø 22 mm




Narrow/  
Stretto  
B 10°

Medium/  
Medio  
E 28°

Wide/  
Largo  
H 33°

## Ø 35 mm




Very narrow/  
Molto stretto  
B 10°

Medium/  
Medio  
E 22°

Large/  
Largo  
H 31°

## Ø 43 mm




Very narrow/  
Molto stretto  
A 8°

Narrow/  
Stretto  
B 11°

Medium/  
Medio  
E 23°

Wide/  
Largo  
H 40°

## Ø 60 mm



Very narrow/  
Molto stretto  
A 8°

Narrow/  
Stretto  
B 12°

Medium/  
Medio  
E 20°

Wide/  
Largo  
H 32°

## Ø 75 mm




Very narrow/  
Molto stretto  
A 7°

Narrow/  
Stretto  
B 12°

Medium/  
Medio  
E 23°

## Ø 95 mm



Very narrow/  
Molto stretto  
A 7°

Narrow/  
Stretto  
B 12°

Medium/  
Medio  
E 23°

Wide/  
Largo  
H 38°

Very wide/  
Largo  
M 53°


# Performance



<sup>EN</sup> System of interchangeable reflectors made of 99% pure aluminium, with surface treatment; LOR up to 90%, and anti-reflective safety glass with high light transmission (99%). Narrow, medium and wide beams for luminaire efficacy of up to 120 lm/W.

<sup>IT</sup> Sistema di riflettori intercambiabili in alluminio puro al 99%, con trattamento superficiale, efficienza fino al 90% e vetro di protezione antiriflesso ad alto indice di trasmissione (99%). Fasci stretti, medi e larghi per efficienze apparecchio fino a 120 lm/W.

## Ø 43 mm




Narrow/  
Stretto  
B 8°

Medium/  
Medio  
E 18°

Wide/  
Largo  
H 29°

## Ø 60 mm




Narrow/  
Stretto  
B 13°

Medium/  
Medio  
E 24°

Wide/  
Largo  
H 39°

## Ø 75 mm




Narrow/  
Stretto  
B 12°

Medium/  
Medio  
E 23°

Medium wide/  
Medio largo  
F 37°

Wide/  
Largo  
H 48°

## Ø 95 mm



Narrow/  
Stretto  
B 10°

Medium/  
Medio  
E 20°

Medium wide/  
Medio largo  
H 31°

Wide/  
Largo  
M 40°

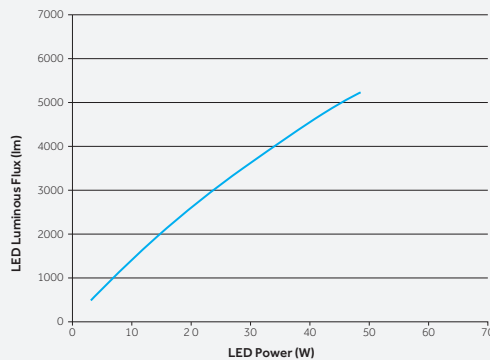
A premium light  
comes from a  
premium LED

---

# CRI>98



## COB LED CRI>98



2700 K, 3000 K, 4000 K  
SDCM <2, <3  
CRI>80, CRI > 90, CRI >98

TM30  
Rf: 90, Rg: 100  
(3000 K, CRI>90)

L90 B10=50,000h  
Ta: 25°  
Tc: 85°  
~9,000 hr  
Lm Maintenance: 98%  
(Source: LM80 test report)

Note:  
Yori Ø 22, Ø 35, Ø 43, Ø 60  
(POWER LED)

| R1  | R2 | R3 | R4 | R5 | R6 | R7 | R8 | R9 | R10 | R11 | R12 | R13 | R14 | R15 |
|-----|----|----|----|----|----|----|----|----|-----|-----|-----|-----|-----|-----|
| 100 | 99 | 97 | 99 | 99 | 99 | 99 | 97 | 93 | 97  | 98  | 87  | 99  | 97  | 98  |

<sup>EN</sup> COB LEDs and POWER LEDs are distinguished by excellent luminous intensity in the smallest sizes now available on the market. This feature means these light sources can be integrated into very compact luminaires with unique performance, very high peak beam intensity (candela) and delivered lumens from 150lm to 4500lm. These light sources are characterised by lumen maintenance at high operating temperatures due to improved efficacy at high temperatures and better optical stability over time.

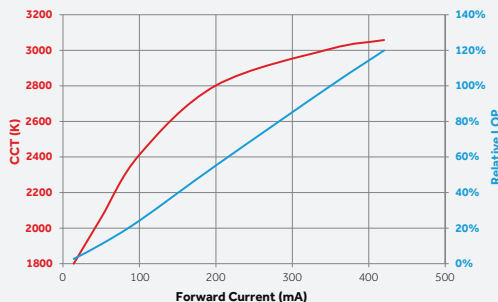


<sup>IT</sup> I COB LED e POWER LED sono caratterizzati da un'eccellente intensità luminosa nelle dimensioni più ridotte ora disponibili sul mercato. Questa caratteristica consente l'integrazione di queste sorgenti in prodotti dalle dimensioni molto contenute con performance uniche, picchi di intensità in candele molto elevati e lumen delivered da 150lm fino a 4500lm. Queste sorgenti sono caratterizzate da un mantenimento costante nel tempo del livello di lumen ad alte temperature di utilizzo, grazie ad una migliore efficienza ad alte temperature e ad una migliore stabilità ottica nel corso del tempo.

# Warm Dimming

<sup>EN</sup> The new Warm Dimming LED technology can be used to change the lighting to meet the technical and design needs of the moment, creating a pleasant, halogen dimming effect; this soft or accent lighting is perfect for use in hotels, restaurants, wellness centres and homes.

<sup>IT</sup> La nuova tecnologia LED Warm Dimming offre la possibilità di creare mutevoli atmosfere luminose a seconda dell'esigenza, ricreando il piacevole effetto della dimmerazione alogena; la luce, diffusa o d'accento, si integra alla perfezione in ambienti quali hotel, ristoranti, wellness e residenziali.

## COB LED Warm Dimming



1700K-3000K  
SDCM <4  
CRI >95  
L70  
B10=50,000h

|       | R1 | R2 | R3 | R4 | R5 | R6 | R7 | R8 | R9 | R10 | R11 | R12 | R13 | R14 | R15 |    |
|-------|----|----|----|----|----|----|----|----|----|-----|-----|-----|-----|-----|-----|----|
| Ra    |    |    |    |    |    |    |    |    |    |     |     |     |     |     |     |    |
| 1700K | 94 | 94 | 95 | 97 | 90 | 91 | 88 | 97 | 97 | 94  | 92  | 81  | 78  | 93  | 96  | 98 |
| 3000K | 97 | 95 | 97 | 97 | 97 | 96 | 95 | 99 | 97 | 94  | 97  | 94  | 86  | 95  | 97  | 95 |

<sup>EN</sup> Our solution combines two chips in a single COB LED. With this configuration, only a single driver supplies power and gradually reduces incoming amps to bring it in line with the desired output. By reducing power supply to the chips, the luminous flux is reduced and consequently the colour temperature resulting from the combination of the individually designated colour temperatures is automatically offset. This technology delivers a very wide range of adjustment for luminous intensity, with a very gentle, gradual change in colour temperature (from no more than 3000K to no less than 1700K). The CRI and colour rendering is excellent for the whole dimming range, with a CRI of up to 97 and an R9 of 94.

<sup>IT</sup> La nostra soluzione combina due chip in un solo COB LED. Con questa configurazione, l'alimentazione è un unico driver che riduce gradualmente l'ampereaggio in entrata in funzione del rendimento desiderato. Diminuendo l'alimentazione ai chip, il flusso luminoso diminuisce e la temperatura di colore, che risulta dalla combinazione delle singole temperature stabilite, viene bilanciata di conseguenza. Questa tecnologia offre un campo di regolazione della luminosità molto ampio con una variazione della temperatura di colore molto morbida e graduale, da un massimo di 3000K a un minimo di 1700K. Il CRI e il rendimento dei colori è eccellente per l'intero range di dimmerazione, con valori di CRI fino a 97 e R9 di 94.





# Wide range of accessories

78



EN All filter holders have a slot where two accessories can be inserted together.

IT Tutti i porta filtri dispongono di uno scompartimento che permette l'inserimento di due accessori in contemporanea.



EN Filters, lenses and honeycomb  
 IT Filtri, lenti e griglie alveolari



Coloured glasses 1 mm/  
 Vetri colorati 1 mm




Elliptical beam lens/  
 Lente per fascio ellittico



Colored gel slides/  
 Vetrini per gel colorato



Wide texture honeycomb louvre/  
 Griglia alveolare a maglia larga



Selective filters/  
 Filtri selettivi



Opal lens/  
 Lente opale



Spread lens/  
 Lente diffondente



Dense texture honeycomb louvre/  
 Griglia alveolare a maglia fitta

EN Filters, lenses and honeycomb holders  
 IT Porta filtri, lenti e griglie alveolari



Cross blade louvre/  
 Griglia a croce



Barn doors/  
 Alette rompiflusso

EN Wall washer accessory  
 IT Accessorio Wall washer



Cone 45° wall washer/  
 Cono 45° wall washer



EN Wide range of lenses and filters also for the micro sizes 22mm and 35mm of Yori Evo Ghostrack, Yori Evo 48V and Yori Pendant. The holder allows to use up to 2 accessories at the same time.

IT Ampia gamma di lenti e filtri anche per le dimensioni micro da 22mm e 35mm di Yori Evo Ghostrack, Yori Evo 48V e Yori Pendant. L'holder consente l'impiego di due accessori contemporaneamente.

EN The optional solid and hollow decorative cylinders come in different sizes and guarantee soft, diffused lighting to enable suggestive, elegant applications.

IT I cilindri decorativi pieni e vuoti sono disponibili in diverse dimensioni e garantiscono un effetto luminoso morbido e diffuso, realizzando suggestivi scenari luminosi.



EN The solid decorative cylinders, thanks to the frosted external surface, guarantee a diffused light and a soft and wide beam, with a minimum glare. Ideal for elegant and out-of-the-ordinary lighting effects.

IT I cilindri decorativi pieni, grazie all'acidatura presente sulla parte esterna, garantiscono una luce diffusa e un fascio morbido, con un abbaglio minimo. Ideale per effetti di luce eleganti e non banali.



EN The hollow cylinders, on the other hand, guarantee a more precise light. With the Warm Dimming technology, the cylinders' colors adjust to the different color temperatures, creating even more unique and striking lighting scenarios.

IT I cilindri vuoti garantiscono una luce più precisa. Con la tecnologia Warm Dimming, i cilindri si colorano grazie alle diverse temperature di colore, realizzando scenari luminosi ancora più unici e suggestivi.

80



EN Decorative cylinders can also be used with colored filters and selective filters.

IT I cilindri decorativi possono essere utilizzati anche con filtri colorati e filtri selettivi.



A finish for any architectural setting  
or interior style.  
You just have to choose.

Standard finishes


82



EN 10 White  
IT 10 Bianco




EN 12 Embossed matt white  
IT 12 Bianco opaco goffrato



EN 21 Black  
IT 21 Nero



EN 31 Embossed matt black  
IT 31 Nero opaco goffrato



EN 00 Alluminio  
IT 00 Alluminio

## Special finishes



EN **C0** Royal matt white  
IT **C0** Royal bianco opaco



EN **B0** Royal matt black  
IT **B0** Royal nero opaco



EN **M0** Brushed aluminium  
IT **M0** Alluminio spazzolato



EN **01** Chrome plated  
IT **01** Cromo



EN **D0** Brushed brass  
IT **D0** Ottone spazzolato



EN **E0** Brushed gold  
IT **E0** Oro spazzolato



EN **N0** Brushed copper  
IT **N0** Rame spazzolato




EN **L0** Antiqued brushed bronze  
IT **L0** Bronzo antico spazzolato

# Light in your hands



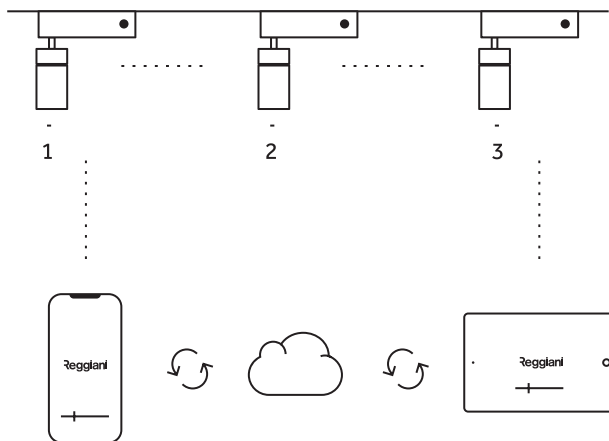
84



EN We have integrated Bluetooth technologies into our luminaire offer to deliver the best lighting design solutions. This control system allows you to adjust the lighting of single luminaire or of a group of ones, via smartphones, tablets, smartwatches, buttons and switches (also pre-existing ones). The control system can be integrated into the single device (Bluetooth Integrated control) or remotely inserted into the track (Bluetooth Remote System).


IT Per offrire le migliori e più flessibili soluzioni illuminotecniche abbiamo integrato le tecnologie Bluetooth nella nostra offerta. Questo sistema di controllo permette infatti di regolare l'illuminazione del singolo apparecchio o del gruppo di apparecchi semplicemente tramite smartphone, tablet, smartwatch, pulsanti e interruttori (anche pre-esistenti). Il sistema di controllo può essere integrato nel singolo apparecchio (Bluetooth Integrated control) o inserito in remoto nel binario (Bluetooth Remote System).

### Bluetooth Integrated control



- EN The system enables:
- Direct wireless control of light source
  - Control device directly integrated into lighting fixture
  - Effective adjustment of luminous intensity and colour temperature
  - Creation of connected luminaire clusters

- IT Il sistema permette:
- Controllo wireless diretto della sorgente luminosa
  - Dispositivo di controllo integrato direttamente nell'apparecchio
  - Regolazione efficace di luminosità e temperatura di colore
  - Creazione di gruppi di apparecchi collegati tra loro
  - Creazione, configurazione e archivio di scenari luminosi personalizzati



EN For more info visit [www.reggiani.net](http://www.reggiani.net)  
 IT Per maggiori info visita [www.reggiani.net](http://www.reggiani.net)

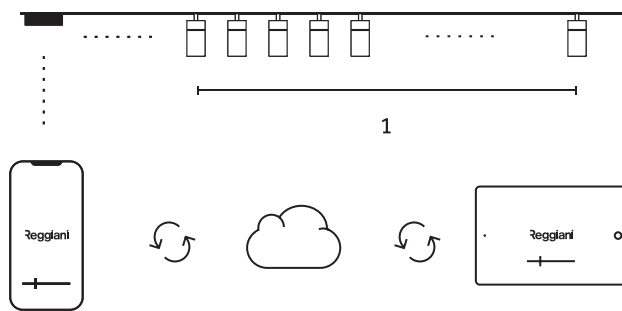


EN Control devices developed on DALI protocol that allows you to manage and control wireless luminaires for low voltage (48V) and mains voltage (220-240V) tracks. Devices communicate via Bluetooth Low Energy (BLE) with control apps with no need of wiring, control unit or router. There are two devices available, integrating two software options that work with different control apps.

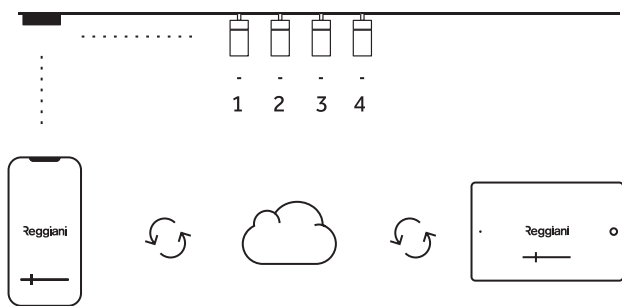
IT Dispositivi sviluppati sul protocollo DALI, grazie ai quali, è possibile gestire e controllare in modalità wireless apparecchi per binari a basso voltaggio (48V) e mains voltage (220-240V). I dispositivi comunicano via Bluetooth Low Energy (BLE) con le applicazioni di controllo senza necessità di cablaggio, centraline o router. Sono disponibili due dispositivi che integrano due opzioni software alternative interfacciandosi con app di controllo differenti.

### Bluetooth Remote System (Casambi)

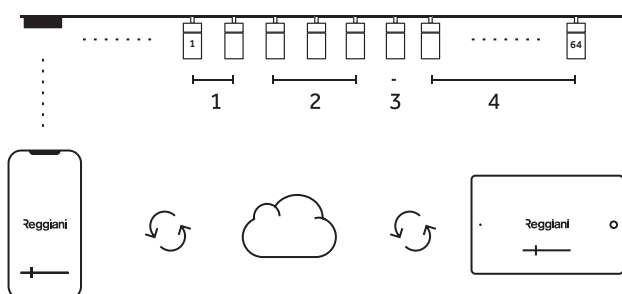
Broadcast configuration (Up to 100 luminaires/Ghostrack drivers):



Single 4 configuration:\*



4 groups configuration (Up to 64 luminaires/Ghostrack drivers)\*





EN The system enables:

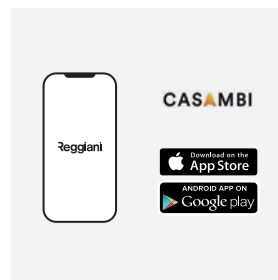
- Lighting equipment programming/control in broadcast mode: single point (max 4 devices) and lamps groups (up to 64 in 4 groups)
- User friendly interface
- Interface scenarios and customizations through images
- Automatic software update
- Cloud sharing of system and configurations

IT Il sistema permette:

- Programmazione e controllo degli apparecchi di illuminazione in modalità broadcast: single point (max 4 apparecchi) e gruppi di lampade (fino a 64 in 4 gruppi)
- Interfaccia user friendly
- Creazione di scenari e personalizzazioni interfaccia con immagini;
- Aggiornamento automatico del software;
- Condivisione dell'impianto e della configurazione tramite Cloud

|                                  |  |  |
|----------------------------------|---|---|
|                                  | Wireless control device for Mains Voltage 0.26102.00**                                | Wireless control device for Low Voltage 0.26104.00**                                  |
| Nominal input Voltage            | 100-240 Vac   | 24- 50 Vdc  |
| Current:                         | 0,025 – 0,06 A  | 48V – 0,06 A  |
| Output Voltage:                  | 18 – 18.5 V DC  | 18 – 18.5 V DC  |
| Output current in short circuit: | 250 mA  | 250 mA  |
| Output channel:                  | 1   | 1   |
| Management protocol:             | DALI  | DALI  |

\*For configuration download the Setup App

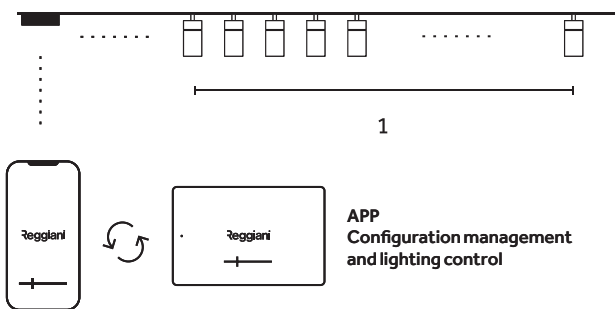


EN For more info visit [www.reggiani.net](http://www.reggiani.net)

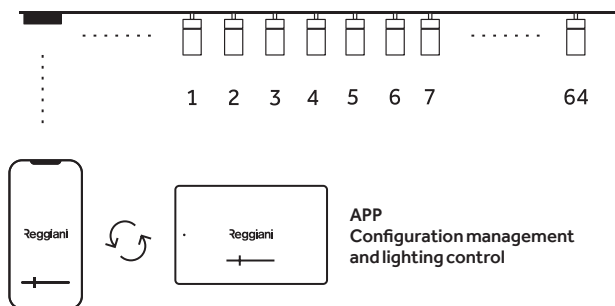
IT Per maggiori info visita [www.reggiani.net](http://www.reggiani.net)

## Bluetooth Remote System

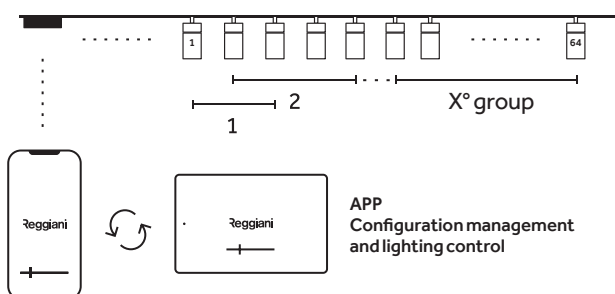
Broadcast configuration (Up to 100 luminaires/Ghostrack drivers):



Single configuration (Up to 64 luminaires/Ghostrack drivers)



Endless groups configuration (Up to 64 luminaires/Ghostrack drivers)





<sup>EN</sup> The system enables:


- Up to 64 lamps programming in DALI mode;
- More than 64 lamps programming in DALI broadcast mode;
- Group scene modification;
- BUS electrical diagnostics;
- Test and control interface;
- Automatic software update;
- Compatibility with existing DALI systems;
- Broadcast / single point (up to 64 lamps) control mode or in lamp groups.

<sup>IT</sup> Il sistema permette:

- Programmazione fino a 64 lampade in modalità DALI;
- Programmazione di più 64 lampade in modalità DALI broadcast;
- Modifica delle scene a gruppi;
- Diagnostica elettrica del BUS;
- Interfaccia di test e controllo;
- Compatibilità con impianti DALI già esistenti;
- Controllo in modalità broadcast / single point (fino a 64 lampade) o gruppi di lampade.

87

|                                  |  |  |
|----------------------------------|---|---|
|                                  | Wireless control device for Mains Voltage 0.26103.00**                                | Wireless control device for Low Voltage 0.26105.00**                                  |
| Nominal input Voltage            | 100-240 Vac   | 24- 50 Vdc  |
| Current:                         | 0,025 – 0,06 A  | 48V – 0,06 A  |
| Output Voltage:                  | 18 -18.5 V DC   | 18 -18.5 V DC   |
| Output current in short circuit: | 250 mA  | 250 mA  |
| Output channel:                  | 1   | 1   |
| Management protocol:             | DALI  | DALI  |



<sup>EN</sup> Reggiani APP available from March 2019

<sup>IT</sup> Reggiani APP disponibile da Marzo 2019

Codes

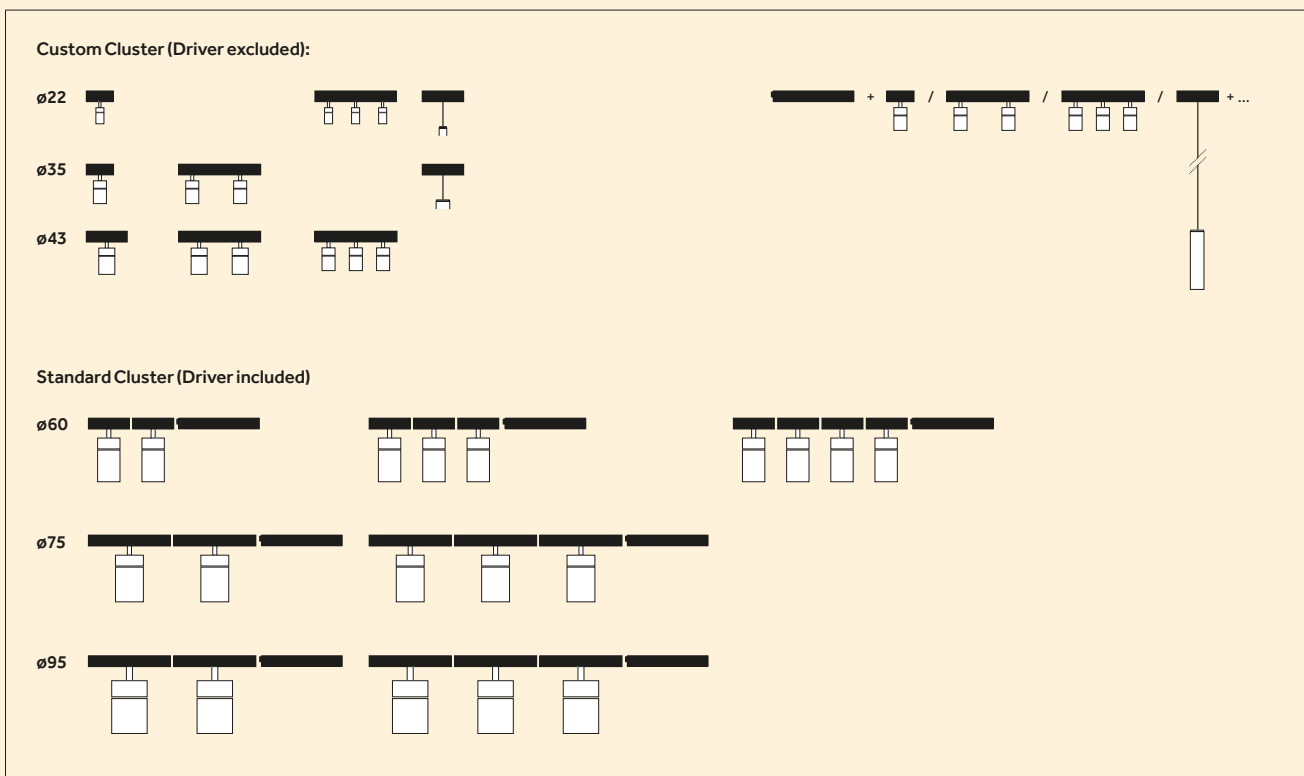
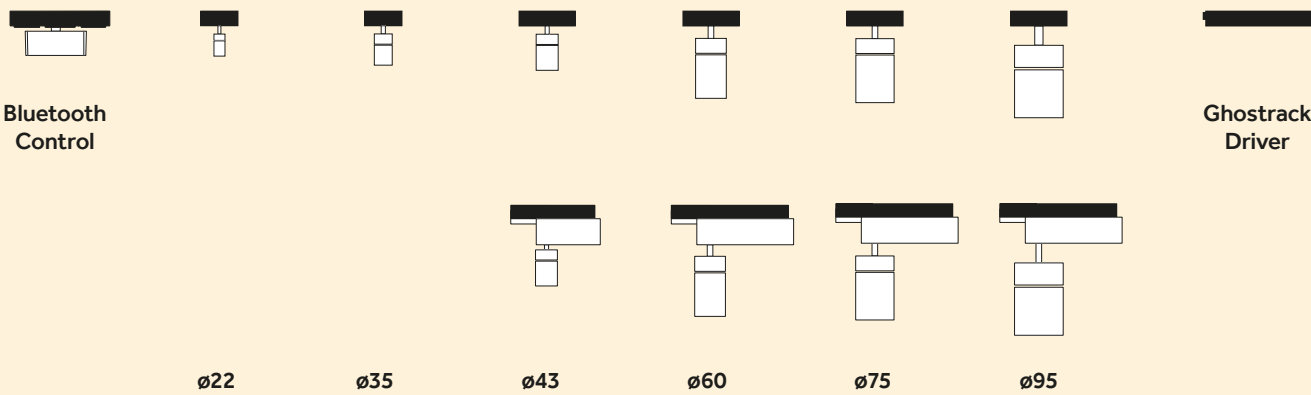
89

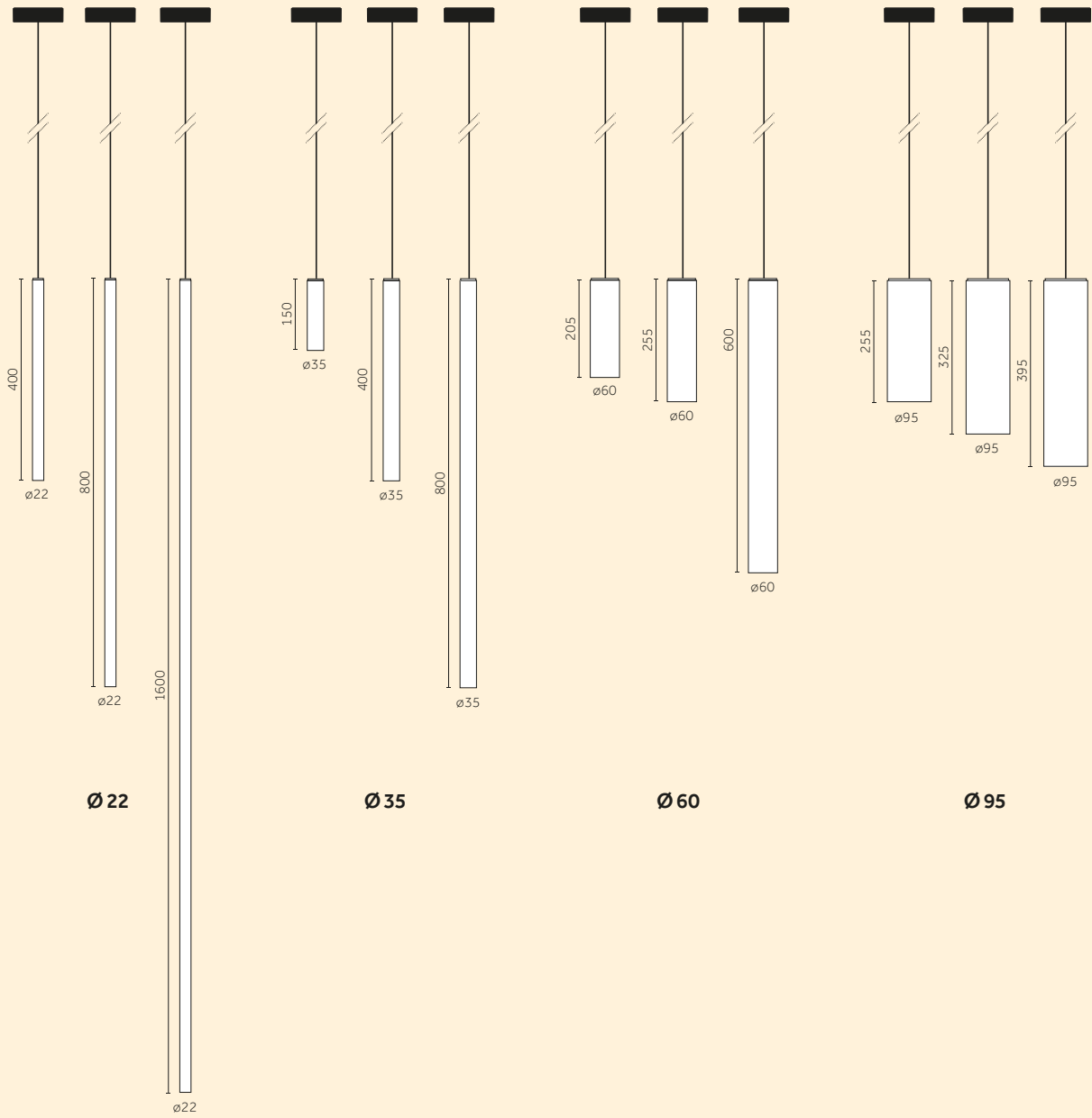
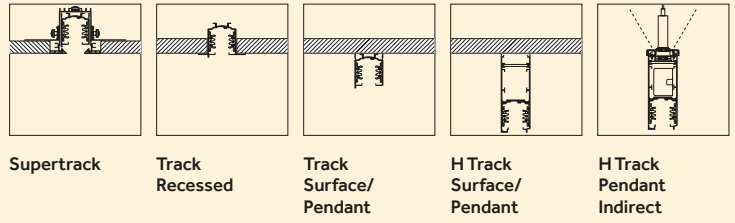
---

# Mains Voltage Range



Suspension Kit





# Mains Voltage

## Mains Voltage products



Yori Evo Ghostrack



96 Yori Pendant Ghostrack



120 Yori Evo Box

128

## Mains Voltage tracks



Supertrack



138 Track Recessed



142 Track Surface/Pendant



144 HTrack Surface/Pendant 148

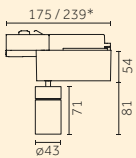
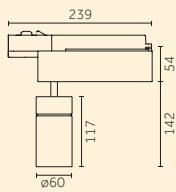
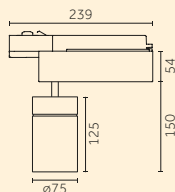
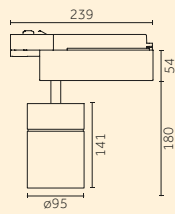
94



HTrack Pendant Indirect 150

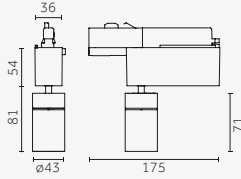

# Yori Evo Box

128

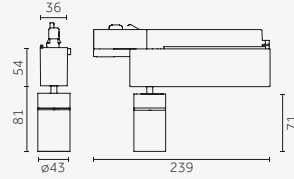
| Ø 43 mm   |       | Ø 60 mm  |       | Ø 75 mm   |       | Ø 95 mm  |       |
|---|-------|--|-------|---|-------|--|-------|
|                                  |       |   |       |    |       |   |       |
| Precision   | p.129 | Precision  | p.130 | Precision   | p.132 | Precision  | p.134 |
| Performance   | p.129 | Performance  | p.131 | Performance   | p.133 | Performance  | p.135 |
| <b>POWERLED</b><br>4 W, 9 W<br>410lm-940lm<br>L90 B10=50,000h<br>2700K, 3000K, 4000K<br>SDCM <3<br>CRI >80, CRI >90 |       | <b>COBLED</b><br>9W, 12W, 17W<br>725lm-2400lm<br>L90 B10=50,000h<br>2700K, 3000K, 4000K<br>SDCM <2 <3<br>CRI >80, CRI >90, CRI >98 |       | <b>COBLED</b><br>12W, 17W, 24W, 28W<br>1323lm-4054lm<br>L90 B10=50,000h<br>2700K, 3000K, 4000K<br>SDCM <2 <3<br>CRI >80, CRI >90, CRI >98 |       | <b>COBLED</b><br>12W, 17W, 24W, 33W, 37W<br>1323lm-5090lm<br>L90 B10=50,000h<br>2700K, 3000K, 4000K<br>SDCM <2 <3<br>CRI >80, CRI >90, CRI >98 |       |
| <b>Warm Dimming COBLED</b><br>6,5W<br>10lm - 550lm<br>L70 B50=50,000h<br>1800K-2800K<br>SDCM <4<br>CRI >95          |       | <b>Warm Dimming COBLED</b><br>12W<br>100lm - 1000lm<br>L70 B50=50,000h<br>1700K-3000K<br>SDCM <4<br>CRI >95                        |       | <b>Warm Dimming COBLED</b><br>25W<br>100lm - 2500lm<br>L70 B50=50,000h<br>1700K-3000K<br>SDCM <4<br>CRI >95                               |       | <b>Warm Dimming COBLED</b><br>33W<br>100lm - 3100lm<br>L70 B50=50,000h<br>1700K-3000K<br>SDCM <4<br>CRI >95                                    |       |

\*Phase-cut / DALI / Dimmer on board / Bluetooth

Ø 43 mm | Precision



On-Off



Phase-cut / DALI / Dimmer on board / Bluetooth



Code example:

0 . **FH81** A . **HW 12**

Accessories: p.189

Mains Voltage Tracks: p.137-153

Finishes: p.82-83

Photometric data:

www.reggiani.net

Notes:

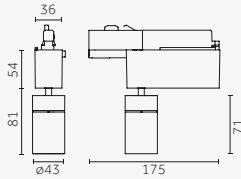
Dimm 1-10V version on request/  
Versione Dimm-1-10V  
sur richiesta

| 4 W POWER LED            |                       | Lumen delivered up to 435 lm / Lumen maintenance: L90 B10=50,000h |           |      |     |     |      |           |
|--------------------------|-----------------------|---|-----------|------|-----|-----|------|-----------|
| Driver                   | Version               | Optics  | LED       | K    | CRI | lm  | SDCM | Finishes  |
| <b>0</b> On-Off          | <b>FH81</b> Precision | <b>A</b> 8° Very narrow   | <b>HW</b> | 2700 | >90 | 410 | <3   | <b>12</b> |
| <b>T</b> Phase-cut       |                       | <b>B</b> 11° Narrow   | <b>HQ</b> | 3000 | >90 | 415 | <3   | <b>31</b> |
| <b>D</b> DALI            |                       | <b>E</b> 23° Medium   | <b>WW</b> | 3000 | >80 | 485 | <3   |           |
| <b>P</b> Dimmer on board |                       | <b>H</b> 40° Wide   | <b>NN</b> | 4000 | >80 | 530 | <3   |           |
| <b>H</b> Bluetooth       |                       |   |           |      |     |     |      |           |

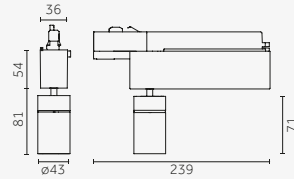
| 9 W POWER LED            |                       | Lumen delivered up to 750 lm / Lumen maintenance: L90 B10=50,000h |           |      |     |     |      |           |
|--------------------------|-----------------------|---|-----------|------|-----|-----|------|-----------|
| Driver                   | Version               | Optics  | LED       | K    | CRI | lm  | SDCM | Finishes  |
| <b>0</b> On-Off          | <b>FH82</b> Precision | <b>A</b> 8° Very narrow   | <b>HW</b> | 2700 | >90 | 725 | <3   | <b>12</b> |
| <b>T</b> Phase-cut       |                       | <b>B</b> 11° Narrow   | <b>HQ</b> | 3000 | >90 | 730 | <3   | <b>31</b> |
| <b>D</b> DALI            |                       | <b>E</b> 23° Medium   | <b>WW</b> | 3000 | >80 | 845 | <3   |           |
| <b>P</b> Dimmer on board |                       | <b>H</b> 40° Wide   | <b>NN</b> | 4000 | >80 | 940 | <3   |           |
| <b>H</b> Bluetooth       |                       |   |           |      |     |     |      |           |

| 6,5 W Warm Dimming COB LED |                       | Lumen delivered up to 130 lm / Lumen maintenance: L70 B50=50,000h |           |           |     |        |      |           |
|----------------------------|-----------------------|---|-----------|-----------|-----|--------|------|-----------|
| Driver                     | Version               | Optics  | LED       | K         | CRI | lm     | SDCM | Finishes  |
| <b>D</b> DALI              | <b>FH82</b> Precision | <b>B</b> 27° Medium   | <b>DT</b> | 1800-2800 | >95 | 10-550 | <4   | <b>12</b> |
| <b>P</b> Dimmer on board   |                       |   |           |           |     |        |      | <b>31</b> |
| <b>H</b> Bluetooth         |                       |   |           |           |     |        |      |           |

Ø 43 mm | Performance



On-Off



Phase-cut / DALI / Dimmer on board / Bluetooth



Code example:

0 . **FH91** B . **HW 12**

Accessories: p.190

Mains Voltage Tracks: p.137-153

Finishes: p.82-83

Photometric data:

www.reggiani.net

Notes:

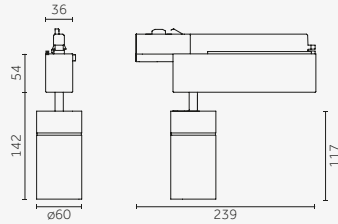

Dimm 1-10V version on request/  
Versione Dimm-1-10V  
sur richiesta

| 4 W POWER LED            |                         | Lumen delivered up to 450 lm / Lumen maintenance: L90 B10=50,000h |           |      |     |     |      |           |
|--------------------------|-------------------------|---|-----------|------|-----|-----|------|-----------|
| Driver                   | Version                 | Optics  | LED       | K    | CRI | lm  | SDCM | Finishes  |
| <b>0</b> On-Off          | <b>FH91</b> Performance | <b>B</b> 8° Narrow  | <b>HW</b> | 2700 | >90 | 410 | <3   | <b>12</b> |
| <b>T</b> Phase-cut       |                         | <b>E</b> 18° Medium   | <b>HQ</b> | 3000 | >90 | 415 | <3   | <b>31</b> |
| <b>D</b> DALI            |                         | <b>H</b> 29° Wide   | <b>WW</b> | 3000 | >80 | 485 | <3   |           |
| <b>P</b> Dimmer on board |                         |   | <b>NN</b> | 4000 | >80 | 530 | <3   |           |
| <b>H</b> Bluetooth       |                         |   |           |      |     |     |      |           |

| 9 W POWER LED            |                         | Lumen delivered up to 780 lm / Lumen maintenance: L90 B10=50,000h |           |      |     |     |      |           |
|--------------------------|-------------------------|---|-----------|------|-----|-----|------|-----------|
| Driver                   | Version                 | Optics  | LED       | K    | CRI | lm  | SDCM | Finishes  |
| <b>0</b> On-Off          | <b>FH92</b> Performance | <b>B</b> 8° Narrow  | <b>HW</b> | 2700 | >90 | 725 | <3   | <b>12</b> |
| <b>T</b> Phase-cut       |                         | <b>E</b> 18° Medium   | <b>HQ</b> | 3000 | >90 | 730 | <3   | <b>31</b> |
| <b>D</b> DALI            |                         | <b>H</b> 29° Wide   | <b>WW</b> | 3000 | >80 | 845 | <3   |           |
| <b>P</b> Dimmer on board |                         |   | <b>NN</b> | 4000 | >80 | 940 | <3   |           |
| <b>H</b> Bluetooth       |                         |   |           |      |     |     |      |           |



Ø 60 mm | Precision



Code example:

**0** . **RH82** **A** . **HW** **12**

Accessories: p.191-192

Mains Voltage Tracks: p.137-153

Finishes: p.82-83

Photometric data:

www.reggiani.net

Notes:

Dimm 1-10V version on request/  
Versione Dimm-1-10V  
su richiesta

| 9W POWERLED              |                       | Lumen delivered up to 772 lm / Lumen maintenance: L90 B10=50,000h |                   |     |     |    |      |                                    |
|--------------------------|-----------------------|---|-------------------|-----|-----|----|------|------------------------------------|
| Driver                   | Version               | Optics  | LED               | K   | CRI | lm | SDCM | Finishes                           |
| <b>0</b> On-Off          | <b>RH82</b> Precision | <b>A</b> 8° Very narrow   | <b>HW</b> 2700    | >90 | 725 | <2 |      | <b>12</b> <input type="checkbox"/> |
| <b>T</b> Phase-cut       |                       |   | <b>HQ</b> 3000    | >90 | 730 | <2 |      | <b>31</b> <input type="checkbox"/> |
| <b>D</b> DALI            |                       |   | <b>WW</b> 3000    | >80 | 844 | <3 |      |                                    |
| <b>P</b> Dimmer on board |                       |   | <b>NN</b> 4000    | >80 | 941 | <3 |      |                                    |
| <b>H</b> Bluetooth       |                       |   | LED nominal lumen |     |     |    |      |                                    |

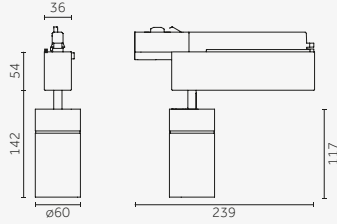

| 9W COBLED                |                       | Lumen delivered up to 1115 lm / Lumen maintenance: L90 B10=50,000h |                   |     |      |    |      |                                    |
|--------------------------|-----------------------|--|-------------------|-----|------|----|------|------------------------------------|
| Driver                   | Version               | Optics   | LED               | K   | CRI  | lm | SDCM | Finishes                           |
| <b>0</b> On-Off          | <b>GH82</b> Precision | <b>B</b> 12° Narrow  | <b>HC</b> 3000    | >98 | 960  | <2 |      | <b>12</b> <input type="checkbox"/> |
| <b>T</b> Phase-cut       |                       | <b>E</b> 20° Medium  | <b>HW</b> 2700    | >90 | 1050 | <2 |      | <b>31</b> <input type="checkbox"/> |
| <b>D</b> DALI            |                       | <b>H</b> 32° Wide  | <b>HQ</b> 3000    | >90 | 1100 | <2 |      |                                    |
| <b>P</b> Dimmer on board |                       | <b>K</b> - Without optics  | <b>WW</b> 3000    | >80 | 1300 | <3 |      |                                    |
| <b>H</b> Bluetooth       |                       |  | <b>NN</b> 4000    | >80 | 1360 | <3 |      |                                    |
|                          |                       |  | LED nominal lumen |     |      |    |      |                                    |

| 12W COBLED               |                       | Lumen delivered up to 1455 lm / Lumen maintenance: L90 B10=50,000h |                   |     |      |    |      |                                    |
|--------------------------|-----------------------|--|-------------------|-----|------|----|------|------------------------------------|
| Driver                   | Version               | Optics   | LED               | K   | CRI  | lm | SDCM | Finishes                           |
| <b>0</b> On-Off          | <b>GH83</b> Precision | <b>B</b> 12° Narrow  | <b>HC</b> 3000    | >98 | 1250 | <2 |      | <b>12</b> <input type="checkbox"/> |
| <b>T</b> Phase-cut       |                       | <b>E</b> 20° Medium  | <b>HW</b> 2700    | >90 | 1370 | <2 |      | <b>31</b> <input type="checkbox"/> |
| <b>D</b> DALI            |                       | <b>H</b> 32° Wide  | <b>HQ</b> 3000    | >90 | 1420 | <2 |      |                                    |
| <b>P</b> Dimmer on board |                       | <b>K</b> - Without optics  | <b>WW</b> 3000    | >80 | 1700 | <3 |      |                                    |
| <b>H</b> Bluetooth       |                       |  | <b>NN</b> 4000    | >80 | 1775 | <3 |      |                                    |
|                          |                       |  | LED nominal lumen |     |      |    |      |                                    |

| 17W COBLED               |                       | Lumen delivered up to 1970 lm / Lumen maintenance: L90 B10=50,000h |                   |     |      |    |      |                                    |
|--------------------------|-----------------------|--|-------------------|-----|------|----|------|------------------------------------|
| Driver                   | Version               | Optics   | LED               | K   | CRI  | lm | SDCM | Finishes                           |
| <b>0</b> On-Off          | <b>GH84</b> Precision | <b>B</b> 12° Narrow  | <b>HC</b> 3000    | >98 | 1700 | <2 |      | <b>12</b> <input type="checkbox"/> |
| <b>T</b> Phase-cut       |                       | <b>E</b> 20° Medium  | <b>HW</b> 2700    | >90 | 1870 | <2 |      | <b>31</b> <input type="checkbox"/> |
| <b>D</b> DALI            |                       | <b>H</b> 32° Wide  | <b>HQ</b> 3000    | >90 | 1920 | <2 |      |                                    |
| <b>P</b> Dimmer on board |                       | <b>K</b> - Without optics  | <b>WW</b> 3000    | >80 | 2320 | <3 |      |                                    |
| <b>H</b> Bluetooth       |                       |  | <b>NN</b> 4000    | >80 | 2400 | <3 |      |                                    |
|                          |                       |  | LED nominal lumen |     |      |    |      |                                    |

| 12W Warm Dimming COB LED |                       | Lumen delivered up to 690 lm / Lumen maintenance: L70 B50=50,000h |                     |     |          |    |      |                                    |
|--------------------------|-----------------------|---|---------------------|-----|----------|----|------|------------------------------------|
| Driver                   | Version               | Optics  | LED                 | K   | CRI      | lm | SDCM | Finishes                           |
| <b>D</b> DALI            | <b>GH83</b> Precision | <b>B</b> 27° Medium   | <b>DT</b> 1700-3000 | >95 | 100-1000 | <4 |      | <b>12</b> <input type="checkbox"/> |
| <b>P</b> Dimmer on board |                       |   | LED nominal lumen   |     |          |    |      |                                    |
| <b>H</b> Bluetooth       |                       |   |                     |     |          |    |      | <b>31</b> <input type="checkbox"/> |

## Ø 60 mm | Performance



Code example:

**0** . **GH92** **B** . **HW** **12**

Accessories: p.193

Mains Voltage Tracks: p.137-153

Finishes: p.82-83

Photometric data:  
www.reggiani.net

### Notes:

Dimm 1-10V version on request/  
Versione Dimm-1-10V  
su richiesta

### 9W COBLED Lumen delivered up to 1200 lm / Lumen maintenance: L90 B10=50,000h

| Driver                   | Version                 | Optics                    | LED       | K    | CRI | lm   | SDCM | Finishes                           |
|--------------------------|-------------------------|---------------------------|-----------|------|-----|------|------|------------------------------------|
| <b>0</b> On-Off          | <b>GH92</b> Performance | <b>B</b> 13° Narrow       | <b>HC</b> | 3000 | >98 | 960  | <2   | <b>12</b> <input type="checkbox"/> |
| <b>T</b> Phase-cut       |                         | <b>E</b> 24° Medium       | <b>HW</b> | 2700 | >90 | 1050 | <2   | <b>31</b> <input type="checkbox"/> |
| <b>D</b> DALI            |                         | <b>H</b> 39° Wide         | <b>HQ</b> | 3000 | >90 | 1100 | <2   |                                    |
| <b>P</b> Dimmer on board |                         | <b>K</b> - Without optics | <b>WW</b> | 3000 | >80 | 1300 | <3   |                                    |
| <b>H</b> Bluetooth       |                         |                           | <b>NN</b> | 4000 | >80 | 1360 | <3   |                                    |

LED nominal lumen

### 12W COBLED Lumen delivered up to 1560 lm / Lumen maintenance: L90 B10=50,000h

| Driver                   | Version                 | Optics                    | LED       | K    | CRI | lm   | SDCM | Finishes                           |
|--------------------------|-------------------------|---------------------------|-----------|------|-----|------|------|------------------------------------|
| <b>0</b> On-Off          | <b>GH93</b> Performance | <b>B</b> 13° Narrow       | <b>HC</b> | 3000 | >98 | 1250 | <2   | <b>12</b> <input type="checkbox"/> |
| <b>T</b> Phase-cut       |                         | <b>E</b> 24° Medium       | <b>HW</b> | 2700 | >90 | 1370 | <2   | <b>31</b> <input type="checkbox"/> |
| <b>D</b> DALI            |                         | <b>H</b> 39° Wide         | <b>HQ</b> | 3000 | >90 | 1420 | <2   |                                    |
| <b>P</b> Dimmer on board |                         | <b>K</b> - Without optics | <b>WW</b> | 3000 | >80 | 1700 | <3   |                                    |
| <b>H</b> Bluetooth       |                         |                           | <b>NN</b> | 4000 | >80 | 1775 | <3   |                                    |

LED nominal lumen

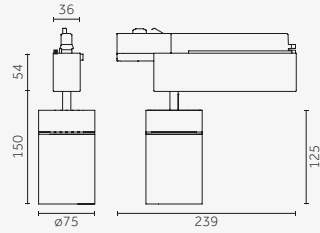
### 17W COBLED Lumen delivered up to 2110 lm / Lumen maintenance: L90 B10=50,000h

| Driver                   | Version                 | Optics                    | LED       | K    | CRI | lm   | SDCM | Finishes                           |
|--------------------------|-------------------------|---------------------------|-----------|------|-----|------|------|------------------------------------|
| <b>0</b> On-Off          | <b>GH94</b> Performance | <b>B</b> 13° Narrow       | <b>HC</b> | 3000 | >98 | 1700 | <2   | <b>12</b> <input type="checkbox"/> |
| <b>T</b> Phase-cut       |                         | <b>E</b> 24° Medium       | <b>HW</b> | 2700 | >90 | 1870 | <2   | <b>31</b> <input type="checkbox"/> |
| <b>D</b> DALI            |                         | <b>H</b> 39° Wide         | <b>HQ</b> | 3000 | >90 | 1920 | <2   |                                    |
| <b>P</b> Dimmer on board |                         | <b>K</b> - Without optics | <b>WW</b> | 3000 | >80 | 2320 | <3   |                                    |
| <b>H</b> Bluetooth       |                         |                           | <b>NN</b> | 4000 | >80 | 2400 | <3   |                                    |

LED nominal lumen



Ø 75 mm | Precision



Code example:

0 . LH83 B . HC 12

Accessories: p.194

Mains Voltage Tracks: p.137-153

Finishes: p.82-83

Photometric data:

www.reggiani.net

Notes:

Dimm 1-10V version on request/  
Versione Dimm-1-10V  
su richiesta

**12 W COBLED** Lumen delivered up to 1575 lm / Lumen maintenance: L90 B10=50,000h

| Driver                   | Version               | Optics                    | LED       | K    | CRI | lm   | SDCM | Finishes                                      |
|--------------------------|-----------------------|---------------------------|-----------|------|-----|------|------|---|
| <b>O</b> On-Off          | <b>LH83</b> Precision | <b>B</b> 12° Narrow       | <b>HC</b> | 3000 | >98 | 1323 | <2   | <b>12</b> <input type="checkbox"/>            |
| <b>T</b> Phase-cut       |                       | <b>E</b> 23° Medium       | <b>HW</b> | 2700 | >90 | 1491 | <2   | <b>31</b> <input checked="" type="checkbox"/> |
| <b>D</b> DALI            |                       | <b>K</b> - Without optics | <b>HQ</b> | 3000 | >90 | 1533 | <2   |   |
| <b>P</b> Dimmer on board |                       |                           | <b>WW</b> | 3000 | >80 | 1859 | <3   |   |
| <b>H</b> Bluetooth       |                       |                           | <b>NN</b> | 4000 | >80 | 1920 | <3   |   |

LED nominal lumen

**17 W COBLED** Lumen delivered up to 1465 lm / Lumen maintenance: L90 B10=50,000h

| Driver                   | Version               | Optics                  | LED       | K    | CRI | lm   | SDCM | Finishes                                      |
|--------------------------|-----------------------|-------------------------|-----------|------|-----|------|------|---|
| <b>O</b> On-Off          | <b>NH84</b> Precision | <b>A</b> 7° Very narrow | <b>HC</b> | 3000 | >98 | 1700 | <2   | <b>12</b> <input type="checkbox"/>            |
| <b>T</b> Phase-cut       |                       |                         | <b>HW</b> | 2700 | >90 | 1870 | <2   | <b>31</b> <input checked="" type="checkbox"/> |
| <b>D</b> DALI            |                       |                         | <b>HQ</b> | 3000 | >90 | 1920 | <2   |   |
| <b>P</b> Dimmer on board |                       |                         | <b>WW</b> | 3000 | >80 | 2320 | <3   |   |
| <b>H</b> Bluetooth       |                       |                         | <b>NN</b> | 4000 | >80 | 2400 | <3   |   |

LED nominal lumen

**17 W COBLED** Lumen delivered up to 2190 lm / Lumen maintenance: L90 B10=50,000h

| Driver                   | Version               | Optics                    | LED       | K    | CRI | lm   | SDCM | Finishes                                      |
|--------------------------|-----------------------|---------------------------|-----------|------|-----|------|------|---|
| <b>O</b> On-Off          | <b>LH84</b> Precision | <b>B</b> 12° Narrow       | <b>HC</b> | 3000 | >98 | 1834 | <2   | <b>12</b> <input type="checkbox"/>            |
| <b>T</b> Phase-cut       |                       | <b>E</b> 23° Medium       | <b>HW</b> | 2700 | >90 | 2067 | <2   | <b>31</b> <input checked="" type="checkbox"/> |
| <b>D</b> DALI            |                       | <b>K</b> - Without optics | <b>HQ</b> | 3000 | >90 | 2122 | <2   |   |
| <b>P</b> Dimmer on board |                       |                           | <b>WW</b> | 3000 | >80 | 2582 | <3   |   |
| <b>H</b> Bluetooth       |                       |                           | <b>NN</b> | 4000 | >80 | 2665 | <3   |   |

LED nominal lumen

**24 W COBLED** Lumen delivered up to 2955 lm / Lumen maintenance: L90 B10=50,000h

| Driver                   | Version               | Optics                    | LED       | K    | CRI | lm   | SDCM | Finishes                                      |
|--------------------------|-----------------------|---------------------------|-----------|------|-----|------|------|---|
| <b>O</b> On-Off          | <b>LH86</b> Precision | <b>B</b> 12° Narrow       | <b>HC</b> | 3000 | >98 | 2476 | <3   | <b>12</b> <input type="checkbox"/>            |
| <b>T</b> Phase-cut       |                       | <b>E</b> 23° Medium       | <b>HW</b> | 2700 | >90 | 2792 | <3   | <b>31</b> <input checked="" type="checkbox"/> |
| <b>D</b> DALI            |                       | <b>K</b> - Without optics | <b>HQ</b> | 3000 | >90 | 2860 | <3   |   |
| <b>P</b> Dimmer on board |                       |                           | <b>WW</b> | 3000 | >80 | 3487 | <3   |   |
| <b>H</b> Bluetooth       |                       |                           | <b>NN</b> | 4000 | >80 | 3602 | <3   |   |

LED nominal lumen

**28 W COBLED** Lumen delivered up to 3325 lm / Lumen maintenance: L90 B10=50,000h

| Driver                   | Version               | Optics                    | LED       | K    | CRI | lm   | SDCM | Finishes                                      |
|--------------------------|-----------------------|---------------------------|-----------|------|-----|------|------|---|
| <b>O</b> On-Off          | <b>LH87</b> Precision | <b>B</b> 12° Narrow       | <b>HC</b> | 3000 | >98 | 2777 | <3   | <b>12</b> <input type="checkbox"/>            |
| <b>T</b> Phase-cut       |                       | <b>E</b> 23° Medium       | <b>HW</b> | 2700 | >90 | 3137 | <3   | <b>31</b> <input checked="" type="checkbox"/> |
| <b>D</b> DALI            |                       | <b>K</b> - Without optics | <b>HQ</b> | 3000 | >90 | 3207 | <3   |   |
| <b>P</b> Dimmer on board |                       |                           | <b>WW</b> | 3000 | >80 | 3898 | <3   |   |
| <b>H</b> Bluetooth       |                       |                           | <b>NN</b> | 4000 | >80 | 4054 | <3   |   |

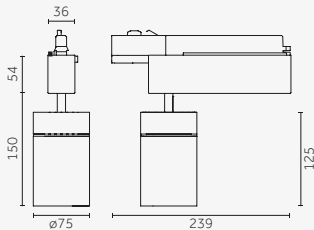
LED nominal lumen

**25 W Warm Dimming COBLED** Lumen delivered up to 1100 lm / Lumen maintenance: L70 B50=50,000h

| Driver                   | Version               | Optics              | LED       | K         | CRI | lm       | SDCM | Finishes                                      |
|--------------------------|-----------------------|---------------------|-----------|-----------|-----|----------|------|---|
| <b>D</b> DALI            | <b>LH86</b> Precision | <b>B</b> 25° Medium | <b>DT</b> | 1700-3000 | >95 | 100-2500 | <4   | <b>12</b> <input type="checkbox"/>            |
| <b>P</b> Dimmer on board |                       |                     |           |           |     |          |      | <b>31</b> <input checked="" type="checkbox"/> |
| <b>H</b> Bluetooth       |                       |                     |           |           |     |          |      |   |

LED nominal lumen

Ø 75 mm | Performance



Code example:

**0** . **LH93** **B** . **HC** **12**

Accessories: p.195

Mains Voltage Tracks: p.137-153

Finishes: p.82-83

Photometric data:

www.reggiani.net

Notes:

Dimm 1-10V version on request/  
Versione Dimm-1-10V  
su richiesta

**12 W COBLED** Lumen delivered up to 1800 lm / Lumen maintenance: L90 B10=50,000h

| Driver                   | Version                 | Optics                    | LED       | K    | CRI | lm   | SDCM | Finishes                           |
|--------------------------|-------------------------|---------------------------|-----------|------|-----|------|------|------------------------------------|
| <b>0</b> On-Off          | <b>LH93</b> Performance | <b>B</b> 12° Narrow       | <b>HC</b> | 3000 | >98 | 1323 | <2   | <b>12</b> <input type="checkbox"/> |
| <b>T</b> Phase-cut       |                         | <b>E</b> 23° Medium       | <b>HW</b> | 2700 | >90 | 1491 | <2   | <b>31</b> <input type="checkbox"/> |
| <b>D</b> DALI            |                         | <b>F</b> 37° Medium-wide  | <b>HQ</b> | 3000 | >90 | 1533 | <2   |                                    |
| <b>P</b> Dimmer on board |                         | <b>H</b> 48° Wide         | <b>WW</b> | 3000 | >80 | 1859 | <3   |                                    |
| <b>H</b> Bluetooth       |                         | <b>K</b> - Without optics | <b>NN</b> | 4000 | >80 | 1920 | <3   |                                    |

LED nominal lumen

**17 W COBLED** Lumen delivered up to 2480 lm / Lumen maintenance: L90 B10=50,000h

| Driver                   | Version                 | Optics                    | LED       | K    | CRI | lm   | SDCM | Finishes                           |
|--------------------------|-------------------------|---------------------------|-----------|------|-----|------|------|------------------------------------|
| <b>0</b> On-Off          | <b>LH94</b> Performance | <b>B</b> 12° Narrow       | <b>HC</b> | 3000 | >98 | 1834 | <2   | <b>12</b> <input type="checkbox"/> |
| <b>T</b> Phase-cut       |                         | <b>E</b> 23° Medium       | <b>HW</b> | 2700 | >90 | 2067 | <2   | <b>31</b> <input type="checkbox"/> |
| <b>D</b> DALI            |                         | <b>F</b> 37° Medium-wide  | <b>HQ</b> | 3000 | >90 | 2122 | <2   |                                    |
| <b>P</b> Dimmer on board |                         | <b>H</b> 48° Wide         | <b>WW</b> | 3000 | >80 | 2582 | <3   |                                    |
| <b>H</b> Bluetooth       |                         | <b>K</b> - Without optics | <b>NN</b> | 4000 | >80 | 2665 | <3   |                                    |

LED nominal lumen

**24 W COBLED** Lumen delivered up to 3550 lm / Lumen maintenance: L90 B10=50,000h

| Driver                   | Version                 | Optics                    | LED       | K    | CRI | lm   | SDCM | Finishes                           |
|--------------------------|-------------------------|---------------------------|-----------|------|-----|------|------|------------------------------------|
| <b>0</b> On-Off          | <b>LH96</b> Performance | <b>B</b> 12° Narrow       | <b>HC</b> | 3000 | >98 | 2476 | <2   | <b>12</b> <input type="checkbox"/> |
| <b>T</b> Phase-cut       |                         | <b>E</b> 23° Medium       | <b>HW</b> | 2700 | >90 | 2792 | <2   | <b>31</b> <input type="checkbox"/> |
| <b>D</b> DALI            |                         | <b>F</b> 37° Medium-wide  | <b>HQ</b> | 3000 | >90 | 2860 | <2   |                                    |
| <b>P</b> Dimmer on board |                         | <b>H</b> 48° Wide         | <b>WW</b> | 3000 | >80 | 3487 | <3   |                                    |
| <b>H</b> Bluetooth       |                         | <b>K</b> - Without optics | <b>NN</b> | 4000 | >80 | 3602 | <3   |                                    |

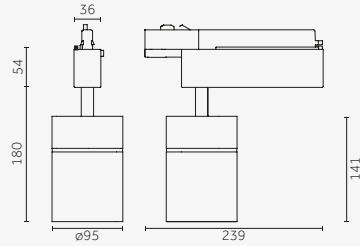
LED nominal lumen

**28 W COBLED** Lumen delivered up to 3770 lm / Lumen maintenance: L90 B10=50,000h

| Driver                   | Version                 | Optics                    | LED       | K    | CRI | lm   | SDCM | Finishes                           |
|--------------------------|-------------------------|---------------------------|-----------|------|-----|------|------|------------------------------------|
| <b>0</b> On-Off          | <b>LH97</b> Performance | <b>B</b> 12° Narrow       | <b>HC</b> | 3000 | >98 | 2777 | <2   | <b>12</b> <input type="checkbox"/> |
| <b>T</b> Phase-cut       |                         | <b>E</b> 23° Medium       | <b>HW</b> | 2700 | >90 | 3137 | <2   | <b>31</b> <input type="checkbox"/> |
| <b>D</b> DALI            |                         | <b>F</b> 37° Medium-wide  | <b>HQ</b> | 3000 | >90 | 3207 | <2   |                                    |
| <b>P</b> Dimmer on board |                         | <b>H</b> 48° Wide         | <b>WW</b> | 3000 | >80 | 3898 | <3   |                                    |
| <b>H</b> Bluetooth       |                         | <b>K</b> - Without optics | <b>NN</b> | 4000 | >80 | 4054 | <3   |                                    |

LED nominal lumen

Ø 95 mm | Precision



Code example:

**0** . **MH83** **B** . **HC** **12**

Accessories: p.196

Mains Voltage Tracks: p.137-153

Finishes: p.82-83

Photometric data:

www.reggiani.net

**Notes:**

Dimm 1-10V version on request/  
Versione Dimm-1-10V  
su richiesta

**12 W COBLED** Lumen delivered up to 1690 lm / Lumen maintenance: L90 B10=50,000h

| Driver                   | Version               | Optics                    | LED       | K    | CRI | lm   | SDCM | Finishes                           |
|--------------------------|-----------------------|---------------------------|-----------|------|-----|------|------|------------------------------------|
| <b>0</b> On-Off          | <b>MH83</b> Precision | <b>B</b> 12° Narrow       | <b>HC</b> | 3000 | >98 | 1323 | <3   | <b>12</b> <input type="checkbox"/> |
| <b>T</b> Phase-cut       |                       | <b>E</b> 23° Medium       | <b>HW</b> | 2700 | >90 | 1491 | <3   | <b>31</b> <input type="checkbox"/> |
| <b>D</b> DALI            |                       | <b>K</b> - Without optics | <b>HQ</b> | 3000 | >90 | 1533 | <3   |                                    |
| <b>P</b> Dimmer on board |                       |                           | <b>WW</b> | 3000 | >80 | 1859 | <3   |                                    |
| <b>H</b> Bluetooth       |                       |                           | <b>NN</b> | 4000 | >80 | 1920 | <3   |                                    |

LED nominal lumen

**17 W COBLED** Lumen delivered up to 1510 lm / Lumen maintenance: L90 B10=50,000h

| Driver                   | Version               | Optics                  | LED       | K    | CRI | lm   | SDCM | Finishes                           |
|--------------------------|-----------------------|-------------------------|-----------|------|-----|------|------|------------------------------------|
| <b>0</b> On-Off          | <b>PH84</b> Precision | <b>A</b> 7° Very narrow | <b>HC</b> | 3000 | >98 | 1700 | <2   | <b>12</b> <input type="checkbox"/> |
| <b>T</b> Phase-cut       |                       |                         | <b>HW</b> | 2700 | >90 | 1870 | <2   | <b>31</b> <input type="checkbox"/> |
| <b>D</b> DALI            |                       |                         | <b>HQ</b> | 3000 | >90 | 1920 | <2   |                                    |
| <b>P</b> Dimmer on board |                       |                         | <b>WW</b> | 3000 | >80 | 2320 | <3   |                                    |
| <b>H</b> Bluetooth       |                       |                         | <b>NN</b> | 4000 | >80 | 2400 | <3   |                                    |

LED nominal lumen

**17 W COBLED** Lumen delivered up to 2350 lm / Lumen maintenance: L90 B10=50,000h

| Driver                   | Version               | Optics                    | LED       | K    | CRI | lm   | SDCM | Finishes                           |
|--------------------------|-----------------------|---------------------------|-----------|------|-----|------|------|------------------------------------|
| <b>0</b> On-Off          | <b>MH84</b> Precision | <b>B</b> 12° Narrow       | <b>HC</b> | 3000 | >98 | 1834 | <3   | <b>12</b> <input type="checkbox"/> |
| <b>T</b> Phase-cut       |                       | <b>E</b> 23° Medium       | <b>HW</b> | 2700 | >90 | 2067 | <3   | <b>31</b> <input type="checkbox"/> |
| <b>D</b> DALI            |                       | <b>K</b> - Without optics | <b>HQ</b> | 3000 | >90 | 2122 | <3   |                                    |
| <b>P</b> Dimmer on board |                       |                           | <b>WW</b> | 3000 | >80 | 2582 | <3   |                                    |
| <b>H</b> Bluetooth       |                       |                           | <b>NN</b> | 4000 | >80 | 2665 | <3   |                                    |

LED nominal lumen

**24 W COBLED** Lumen delivered up to 3170 lm / Lumen maintenance: L90 B10=50,000h

| Driver                   | Version               | Optics                    | LED       | K    | CRI | lm   | SDCM | Finishes                           |
|--------------------------|-----------------------|---------------------------|-----------|------|-----|------|------|------------------------------------|
| <b>0</b> On-Off          | <b>MH86</b> Precision | <b>B</b> 12° Narrow       | <b>HC</b> | 3000 | >98 | 2476 | <3   | <b>12</b> <input type="checkbox"/> |
| <b>T</b> Phase-cut       |                       | <b>E</b> 23° Medium       | <b>HW</b> | 2700 | >90 | 2792 | <3   | <b>31</b> <input type="checkbox"/> |
| <b>D</b> DALI            |                       | <b>K</b> - Without optics | <b>HQ</b> | 3000 | >90 | 2860 | <3   |                                    |
| <b>P</b> Dimmer on board |                       |                           | <b>WW</b> | 3000 | >80 | 3487 | <3   |                                    |
| <b>H</b> Bluetooth       |                       |                           | <b>NN</b> | 4000 | >80 | 3602 | <3   |                                    |

LED nominal lumen

**33 W COBLED** Lumen delivered up to 4130 lm / Lumen maintenance: L90 B10=50,000h

| Driver                   | Version               | Optics                    | LED       | K    | CRI | lm   | SDCM | Finishes                           |
|--------------------------|-----------------------|---------------------------|-----------|------|-----|------|------|------------------------------------|
| <b>0</b> On-Off          | <b>MH88</b> Precision | <b>B</b> 12° Narrow       | <b>HC</b> | 3000 | >98 | 3142 | <3   | <b>12</b> <input type="checkbox"/> |
| <b>D</b> DALI            |                       | <b>E</b> 23° Medium       | <b>HW</b> | 2700 | >90 | 3635 | <3   | <b>31</b> <input type="checkbox"/> |
| <b>P</b> Dimmer on board |                       | <b>K</b> - Without optics | <b>HQ</b> | 3000 | >90 | 3735 | <3   |                                    |
| <b>H</b> Bluetooth       |                       |                           | <b>WW</b> | 3000 | >80 | 4510 | <3   |                                    |
|                          |                       |                           | <b>NN</b> | 4000 | >80 | 4695 | <3   |                                    |

LED nominal lumen

**37 W COBLED** Lumen delivered up to 4476 lm / Lumen maintenance: L90 B10=50,000h

| Driver                   | Version               | Optics                    | LED       | K    | CRI | lm   | SDCM | Finishes                           |
|--------------------------|-----------------------|---------------------------|-----------|------|-----|------|------|------------------------------------|
| <b>0</b> On-Off          | <b>MH89</b> Precision | <b>B</b> 12° Narrow       | <b>HC</b> | 3000 | >98 | 3473 | <3   | <b>12</b> <input type="checkbox"/> |
| <b>D</b> DALI            |                       | <b>E</b> 23° Medium       | <b>HW</b> | 2700 | >90 | 3940 | <3   | <b>31</b> <input type="checkbox"/> |
| <b>P</b> Dimmer on board |                       | <b>K</b> - Without optics | <b>HQ</b> | 3000 | >90 | 4000 | <3   |                                    |
| <b>H</b> Bluetooth       |                       |                           | <b>WW</b> | 3000 | >80 | 4880 | <3   |                                    |
|                          |                       |                           | <b>NN</b> | 4000 | >80 | 5090 | <3   |                                    |

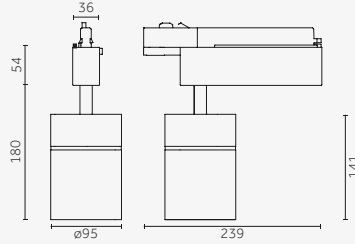
LED nominal lumen

**33 W Warm Dimming COBLED** Lumen delivered up to 1520 lm / Lumen maintenance: L70 B50=50,000h

| Driver                   | Version               | Optics              | LED       | K         | CRI | lm       | SDCM | Finishes                           |
|--------------------------|-----------------------|---------------------|-----------|-----------|-----|----------|------|------------------------------------|
| <b>D</b> DALI            | <b>MH88</b> Precision | <b>B</b> 25° Narrow | <b>DT</b> | 1700-3000 | >95 | 100-3100 | <4   | <b>12</b> <input type="checkbox"/> |
| <b>P</b> Dimmer on board |                       |                     |           |           |     |          |      | <b>31</b> <input type="checkbox"/> |
| <b>H</b> Bluetooth       |                       |                     |           |           |     |          |      |                                    |

LED nominal lumen

Ø 95 mm | Performance



Code example:

**0** . **MH93** **B** . **HC** **12**

Accessories: p.197

Mains Voltage Tracks: p.137-153

Finishes: p.82-83

Photometric data:

www.reggiani.net

Notes:

Dimm 1-10V version on request/  
Versione Dimm-1-10V  
su richiesta

**12 W COBLED** Lumen delivered up to 1800 lm / Lumen maintenance: L90 B10=50,000h

| Driver                   | Version                 | Optics                    | LED       | K    | CRI | lm   | SDCM | Finishes  |
|--------------------------|-------------------------|---------------------------|-----------|------|-----|------|------|-----------|
| <b>0</b> On-Off          | <b>MH93</b> Performance | <b>B</b> 10° Narrow       | <b>HC</b> | 3000 | >98 | 1323 | <3   | <b>12</b> |
| <b>T</b> Phase-cut       |                         | <b>E</b> 20° Medium       | <b>HW</b> | 2700 | >90 | 1491 | <3   | <b>31</b> |
| <b>D</b> DALI            |                         | <b>H</b> 31° Medium-wide  | <b>HQ</b> | 3000 | >90 | 1533 | <3   |           |
| <b>P</b> Dimmer on board |                         | <b>M</b> 40° Wide         | <b>WW</b> | 3000 | >80 | 1859 | <3   |           |
| <b>H</b> Bluetooth       |                         | <b>K</b> - Without optics | <b>NN</b> | 4000 | >80 | 1920 | <3   |           |

LED nominal lumen

**17 W COBLED** Lumen delivered up to 2500 lm / Lumen maintenance: L90 B10=50,000h

| Driver                   | Version                 | Optics                    | LED       | K    | CRI | lm   | SDCM | Finishes  |
|--------------------------|-------------------------|---------------------------|-----------|------|-----|------|------|-----------|
| <b>0</b> On-Off          | <b>MH94</b> Performance | <b>B</b> 10° Narrow       | <b>HC</b> | 3000 | >98 | 1834 | <3   | <b>12</b> |
| <b>T</b> Phase-cut       |                         | <b>E</b> 20° Medium       | <b>HW</b> | 2700 | >90 | 2067 | <3   | <b>31</b> |
| <b>D</b> DALI            |                         | <b>H</b> 31° Medium-wide  | <b>HQ</b> | 3000 | >90 | 2122 | <3   |           |
| <b>P</b> Dimmer on board |                         | <b>M</b> 40° Wide         | <b>WW</b> | 3000 | >80 | 2582 | <3   |           |
| <b>H</b> Bluetooth       |                         | <b>K</b> - Without optics | <b>NN</b> | 4000 | >80 | 2665 | <3   |           |

LED nominal lumen

**24 W COBLED** Lumen delivered up to 3300 lm / Lumen maintenance: L90 B10=50,000h

| Driver                   | Version                 | Optics                    | LED       | K    | CRI | lm   | SDCM | Finishes  |
|--------------------------|-------------------------|---------------------------|-----------|------|-----|------|------|-----------|
| <b>0</b> On-Off          | <b>MH96</b> Performance | <b>B</b> 10° Narrow       | <b>HC</b> | 3000 | >98 | 2476 | <3   | <b>12</b> |
| <b>T</b> Phase-cut       |                         | <b>E</b> 20° Medium       | <b>HW</b> | 2700 | >90 | 2792 | <3   | <b>31</b> |
| <b>D</b> DALI            |                         | <b>H</b> 31° Medium-wide  | <b>HQ</b> | 3000 | >90 | 2860 | <3   |           |
| <b>P</b> Dimmer on board |                         | <b>M</b> 40° Wide         | <b>WW</b> | 3000 | >80 | 3487 | <3   |           |
| <b>H</b> Bluetooth       |                         | <b>K</b> - Without optics | <b>NN</b> | 4000 | >80 | 3602 | <3   |           |

LED nominal lumen

**33 W COBLED** Lumen delivered up to 4110 lm / Lumen maintenance: L90 B10=50,000h

| Driver                   | Version                 | Optics                    | LED       | K    | CRI | lm   | SDCM | Finishes  |
|--------------------------|-------------------------|---------------------------|-----------|------|-----|------|------|-----------|
| <b>0</b> On-Off          | <b>MH98</b> Performance | <b>B</b> 10° Narrow       | <b>HC</b> | 3000 | >98 | 3142 | <3   | <b>12</b> |
| <b>D</b> DALI            |                         | <b>E</b> 20° Medium       | <b>HW</b> | 2700 | >90 | 3635 | <3   | <b>31</b> |
| <b>P</b> Dimmer on board |                         | <b>H</b> 31° Medium-wide  | <b>HQ</b> | 3000 | >90 | 3735 | <3   |           |
| <b>H</b> Bluetooth       |                         | <b>M</b> 40° Wide         | <b>WW</b> | 3000 | >80 | 4510 | <3   |           |
|                          |                         | <b>K</b> - Without optics | <b>NN</b> | 4000 | >80 | 4695 | <3   |           |

LED nominal lumen

**37 W COBLED** Lumen delivered up to 4530 lm / Lumen maintenance: L90 B10=50,000h

| Driver                   | Version                 | Optics                    | LED       | K    | CRI | lm   | SDCM | Finishes  |
|--------------------------|-------------------------|---------------------------|-----------|------|-----|------|------|-----------|
| <b>0</b> On-Off          | <b>MH99</b> Performance | <b>B</b> 10° Narrow       | <b>HC</b> | 3000 | >98 | 3473 | <3   | <b>12</b> |
| <b>D</b> DALI            |                         | <b>E</b> 20° Medium       | <b>HW</b> | 2700 | >90 | 3940 | <3   | <b>31</b> |
| <b>P</b> Dimmer on board |                         | <b>H</b> 31° Medium-wide  | <b>HQ</b> | 3000 | >90 | 4000 | <3   |           |
| <b>H</b> Bluetooth       |                         | <b>M</b> 40° Wide         | <b>WW</b> | 3000 | >80 | 4880 | <3   |           |
|                          |                         | <b>K</b> - Without optics | <b>NN</b> | 4000 | >80 | 5090 | <3   |           |

LED nominal lumen

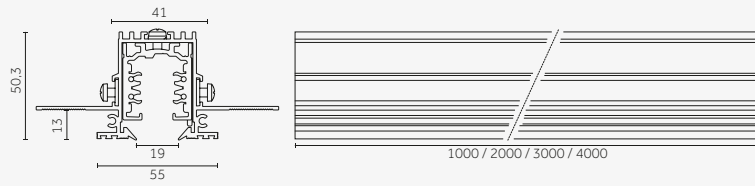



# Mains Voltage Tracks



# Mains Voltage Tracks

## Supertrack



Code example:  
**0.27101.00 21**

| Version           | Length mm | Weight kg | Finishes  |
|-------------------|-----------|-----------|-----------|
| <b>0.27101.00</b> | 1000      | 1,38      | <b>21</b> |
| <b>0.27102.00</b> | 2000      | 2,76      |           |
| <b>0.27103.00</b> | 3000      | 4,14      |           |
| <b>0.27104.00</b> | 4000      | 5,52      |           |

## Supertrack | Accessories




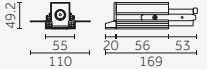

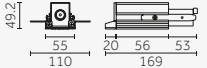

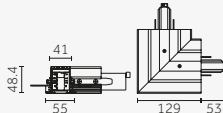

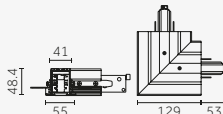

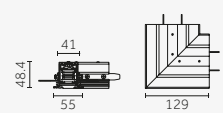

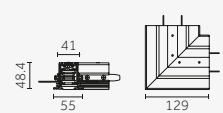

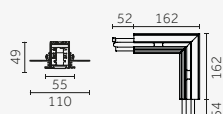

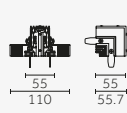
### Accessories/ Accessori

138


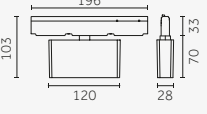

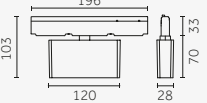
|  |  |  |   |  |
|--|--|--|---|--|
|  |  | <p><b>Description</b></p> <p>Ghost lock - Accessory for vertical installation - max 3,5kg weight/<br/>Ghost lock - Accessorio per installazione verticale - Peso max 3,5kg</p> | <p><b>Code</b></p> <p><b>0.26508.0000</b></p> |  |
|  |  | <p><b>Description</b></p> <p>Safety suspension system/<br/>Sistema di sospensione di sicurezza</p>   | <p><b>Code</b></p> <p><b>0.27113.00</b></p>   | <p><b>Finishes</b></p> <p><b>21</b> </p> |
|  |  | <p><b>Description</b></p> <p>End cap/<br/>Tappo di chiusura</p>  | <p><b>Code</b></p> <p><b>0.27109.00</b></p>   | <p><b>Finishes</b></p> <p><b>21</b> </p> |
|  |  | <p><b>Description</b></p> <p>Mechanical joint for square installation/<br/>Giunto meccanico per installazione quadrata</p>   | <p><b>Code</b></p> <p><b>0.27112.00</b></p>   | <p><b>Finishes</b></p> <p><b>21</b> </p> |
|  |  | <p><b>Description</b></p> <p>Ghostrack cover for track - 3000mm/<br/>Copertura Ghostrack per binario - 3000mm</p>  | <p><b>Code</b></p> <p><b>0.27116.00</b></p>   | <p><b>Finishes</b></p> <p><b>21</b> </p> |
|  |  | <p><b>Description</b></p> <p>Trimless inspection hatch/<br/>Botola d'ispezione Trimless</p>  | <p><b>Code</b></p> <p><b>0.40020.0000</b></p> |  |
|  |  | <p><b>Description</b></p> <p>Cable cutter/<br/>Tronchese per taglio conduttori del binario</p>   | <p><b>Code</b></p> <p><b>0.02064.0000</b></p> |  |

# Mains Voltage Tracks

## Accessories for electromechanical connections/ Accessori connessioni elettromeccaniche

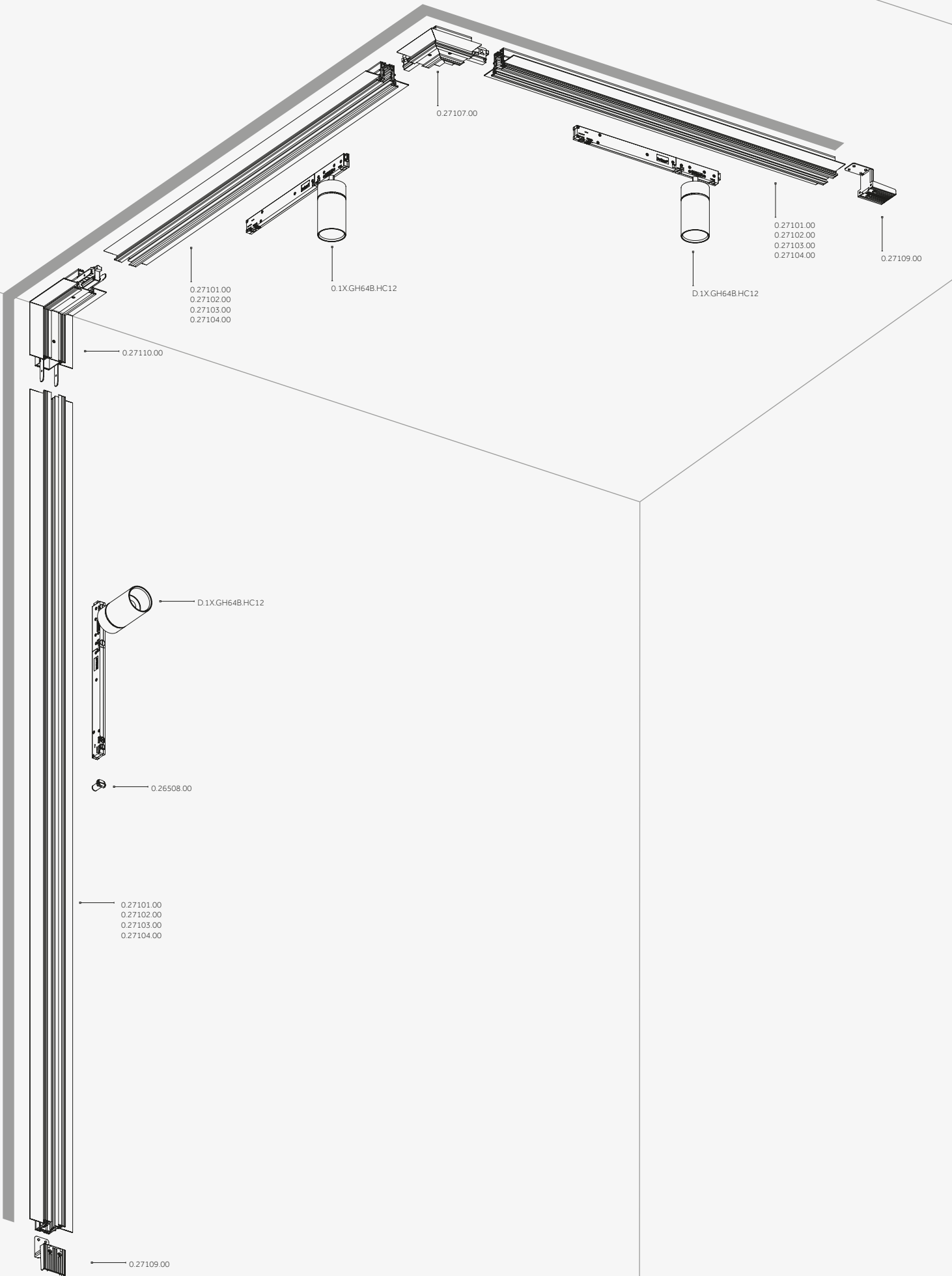
|   |   |  |                           |                       |
|---|---|--|---------------------------|-----------------------|
|    |    | <b>Description</b><br>Straight connector/<br>Giunto passante   | <b>Code</b><br>0.20240.00 | <b>Finishes</b><br>21 |
|    |    | <b>Description</b><br>Right power feed unit - polarity right / earth left/<br>Unità di alimentazione destra - polarità a destra / conduttore di terra a sinistra                               | <b>Code</b><br>0.27105.00 | <b>Finishes</b><br>21 |
|    |    | <b>Description</b><br>Left power feed unit - polarity left / earth right/<br>Unità di alimentazione sinistra - polarità a sinistra / conduttore di terra a destra                              | <b>Code</b><br>0.27106.00 | <b>Finishes</b><br>21 |
|    |    | <b>Description</b><br>90° ceiling corner with feeding unit - polarity in - earth out /<br>Angolo di 90° a soffitto con unità di alimentazione - polarità interna - conduttore di terra esterna | <b>Code</b><br>0.27107.00 | <b>Finishes</b><br>21 |
|    |    | <b>Description</b><br>90° ceiling corner with feeding unit - polarity out - earth in /<br>Angolo di 90° a soffitto con unità di alimentazione - polarità esterna - conduttore di terra interna | <b>Code</b><br>0.27115.00 | <b>Finishes</b><br>21 |
|    |    | <b>Description</b><br>90° ceiling corner (no feed) - earth out /<br>Angolo di 90° a soffitto (senza alimentazione) - conduttore di terra esterna   | <b>Code</b><br>0.27108.00 | <b>Finishes</b><br>21 |
|  |  | <b>Description</b><br>90° ceiling corner (no feed) - earth in /<br>Angolo di 90° a soffitto (senza alimentazione) - conduttore di terra interna  | <b>Code</b><br>0.27114.00 | <b>Finishes</b><br>21 |
|  |  | <b>Description</b><br>Ceiling to wall corner 90° with feeding unit /<br>Angolo 90° soffitto/parete con unità di alimentazione  | <b>Code</b><br>0.27110.00 | <b>Finishes</b><br>21 |
|  |  | <b>Description</b><br>Ceiling to wall corner 90° mechanical joint (no feed) /<br>Angolo 90° soffitto/parete (senza alimentazione)  | <b>Code</b><br>0.27111.00 | <b>Finishes</b><br>21 |

## Control systems/ Sistemi di controllo

|   |   |  |                           |                             |
|---|---|--|---------------------------|-----------------------------|
|  |  | <b>Description</b><br>Wireless control device for 220V track (see p.86-87)/<br>Dispositivo di controllo wireless per binario 220V (vedi p.86-87)<br>Casambi - Control up to 64 drivers divided in 4 groups/<br>Casambi - Controllo fino a 64 driver divisi in 4 gruppi | <b>Code</b><br>0.26102.00 | <b>Finishes</b><br>10<br>21 |
|  |  | <b>Description</b><br>Wireless control device for 220V track (see p.86-87)/<br>Dispositivo di controllo wireless per binario 220V (vedi p.86-87)<br>Control up to 64 drivers individually/<br>Controllo fino a 64 driver individualmente                               | <b>Code</b><br>0.26103.00 | <b>Finishes</b><br>10<br>21 |

# Mains Voltage Tracks

140

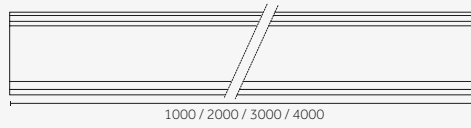
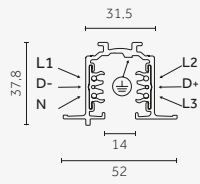



## Mains Voltage Tracks



# Mains Voltage Tracks

## Track Recessed



Code example:  
**0.02034.00 10**

Electromechanical connections and Control systems: p.146-147  
Connessioni elettromeccaniche e Sistemi di controllo: p.146-147

| Version           | Length mm | Weight kg | Finishes  |
|-------------------|-----------|-----------|-----------|
| <b>0.02034.00</b> | 1000      | 1,00      | <b>10</b> |
| <b>0.02035.00</b> | 2000      | 2,00      | <b>21</b> |
| <b>0.02036.00</b> | 3000      | 3,00      | <b>28</b> |
| <b>0.02037.00</b> | 4000      | 4,00      |           |

## Track Recessed | Accessories

Accessories for electromechanical connections (Recessed track)/  
Accessori per connessioni elettromeccaniche (Binario da incasso)


142

|  |  |  |                                    |  |
|--|--|--|------------------------------------|--|
|  |  | <b>Description</b><br>Live end feed cover/<br>Copertura per testata  | <b>Code</b><br><b>0.02059.00</b>   | <b>Finishes</b><br><b>10</b><br><b>21</b><br><b>28</b> |
|  |  | <b>Description</b><br>Live middle feed cover/<br>Copertura per giunto diretto                              | <b>Code</b><br><b>0.02060.00</b>   | <b>Finishes</b><br><b>10</b><br><b>21</b><br><b>28</b> |
|  |  | <b>Description</b><br>L-connector cover/<br>Copertura per giunto a L                                       | <b>Code</b><br><b>0.02056.00</b>   | <b>Finishes</b><br><b>10</b><br><b>21</b><br><b>28</b> |
|  |  | <b>Description</b><br>T-connector cover/<br>Copertura per giunto a T                                       | <b>Code</b><br><b>0.02057.00</b>   | <b>Finishes</b><br><b>10</b><br><b>21</b><br><b>28</b> |
|  |  | <b>Description</b><br>X-connector cover/<br>Copertura per giunto a X                                       | <b>Code</b><br><b>0.02058.00</b>   | <b>Finishes</b><br><b>10</b><br><b>21</b><br><b>28</b> |
|  |  | <b>Description</b><br>End cap (dead end) track with locking screw/<br>Tappo di chiusura con vite di blocco | <b>Code</b><br><b>0.02041.00</b>   | <b>Finishes</b><br><b>10</b><br><b>21</b><br><b>28</b> |
|  |  | <b>Description</b><br>Track cover - 1000mm/<br>Copertura per binario - 1000mm                              | <b>Code</b><br><b>0.02071.00</b>   | <b>Finishes</b><br><b>10</b><br><b>21</b>              |
|  |  | <b>Description</b><br>Trimless inspection hatch/<br>Botola d'ispezione Trimless                            | <b>Code</b><br><b>0.40020.0000</b> |  |

## Accessories/ Accessori

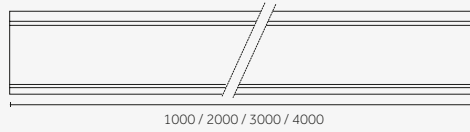
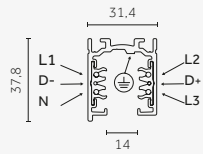
|  |  |  |                                    |
|--|--|--|------------------------------------|
|  |  | <b>Description</b><br>Cable cutter/<br>Tronchese per taglio conduttori del binario | <b>Code</b><br><b>0.02064.0000</b> |
|--|--|--|------------------------------------|

# Mains Voltage Tracks



# Mains Voltage Tracks

## Track Surface/Pendant



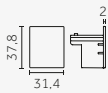
Code example:  
**0.02030.00 10**

Electromechanical connections and Control systems: p.146-147  
Connessioni elettromeccaniche e Sistemi di controllo: p.146-147

| Version           | Length mm | Weight kg | Finishes  |
|-------------------|-----------|-----------|-----------|
| <b>0.02030.00</b> | 1000      | 1,00      | <b>10</b> |
| <b>0.02031.00</b> | 2000      | 2,00      | <b>21</b> |
| <b>0.02032.00</b> | 3000      | 3,00      | <b>28</b> |
| <b>0.02033.00</b> | 4000      | 4,00      |           |

## Track Surface/Pendant | Accessories

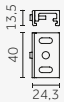
### Accessories (surface-mounted track)/ Accessori (binario da superficie)



**Description**  
End cap (dead end) for surface-mounted track with locking screw/  
Tappo di chiusura per binario a superficie con vite di blocco

**Code**  
**0.02041.00**

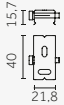
**Finishes**  
**10**  
**21**  
**28**



**Description**  
Ceiling bracket/  
Staffa a per fissaggio a soffitto

**Code**  
**0.02054.00**

**Finishes**  
**10**  
**21**  
**28**



**Description**  
Ceiling clamp/  
Clip per fissaggio a soffitto

**Code**  
**0.02065.00**

**Finishes**  
**00**



**Description**  
Track cover - 1000mm/  
Copertura per binario - 1000mm

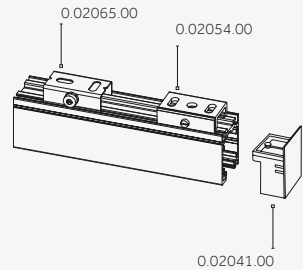
**Code**  
**0.02071.00**

**Finishes**  
**10**  
**21**

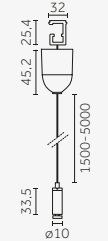


**Description**  
Cable cutter/  
Tronchese per taglio conduttori del binario

**Code**  
**0.02064.0000**



### Pendant mounting (surface-mounted track)/ Fissaggio a sospensione (binario da superficie)



**Description**  
Suspension set, 1500 mm/  
Set parte sospensione, 1500 mm

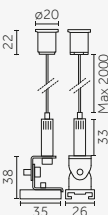
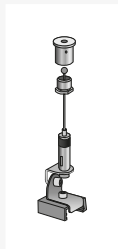
**Code**  
**0.02052.00**

**Finishes**  
**10**  
**21**  
**28**

**Description**  
Suspension set, 5000 mm/  
Set parte sospensione, 5000 mm

**Code**  
**0.02053.00**

Composed of: - ceiling bracket - wire clamp - plastic ceiling rose (Ø 32 mm)  
- steel wire (Ø 1.5 mm; L=1500/5000 mm) with M6 terminal/  
Composto da: - staffa per fissaggio a soffitto - tenditore a vite - rosone  
plastico Ø 32 mm - filo in acciaio Ø 1.5 mm (L=1500/5000 mm) con  
terminale M6

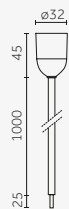


**Description**  
Suspension kit with 2-m long wire and counter-balance system/  
Set sospensione con cavo da 2m e sistema di contro-bilanciamento

**Code**  
**0.25864.00**

**Finishes**  
**10**  
**21**

# Mains Voltage Tracks



**Description**  
 Suspension kit with 1m tige.  
 Ceiling bracket, plastic ceiling rose, threaded M6 rod/  
 Set per fissaggio a sospensione con tige 1m.  
 Staffa per fissaggio a soffitto, rosone in plastica, barra filettata M6

| Code       | Finishes |
|------------|----------|
| 0.02070.00 | 10       |
|            | 21       |
|            | 28       |



**Description**  
 Short bracket M6 for track/  
 Staffa corta con inserto M6 per binario  
 Composed of: - point clamp suspension M6 - plastic cover/  
 Composto da: - clip con tenditore M6 - copertura plastica

| Code       | Finishes |
|------------|----------|
| 0.02051.00 | 10       |
|            | 21       |
|            | 28       |



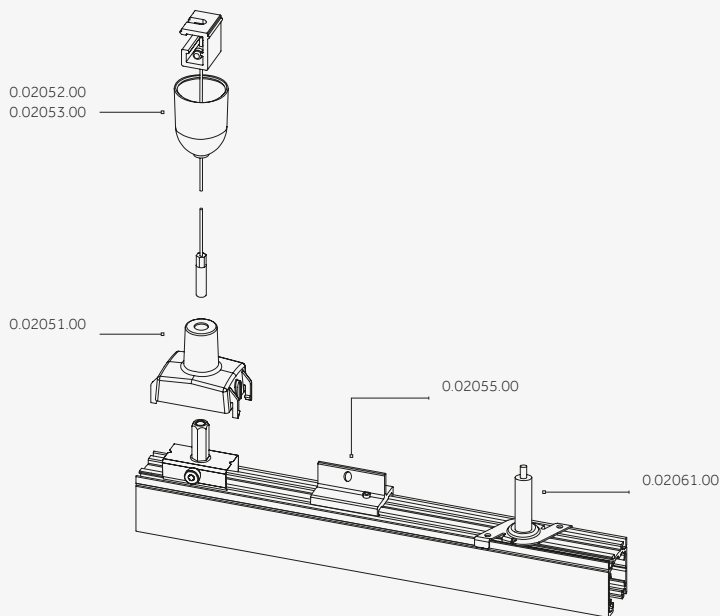
**Description**  
 Short T-bracket for suspension/  
 Staffa a T corta per sospensioni

| Code       | Finishes |
|------------|----------|
| 0.02055.00 | 10       |
|            | 21       |
|            | 28       |



**Description**  
 Clamp with gripper for rapid track installation for cable Ø 1,5m/  
 Clip con tenditore per fissaggio rapido del binario per cavo Ø 1,5m












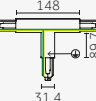




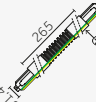

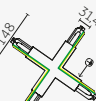

| Code       | Finishes |
|------------|----------|
| 0.02061.00 | 10       |
|            | 21       |
|            | 28       |





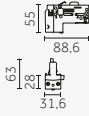
## Track Recessed | Track Surface/Pendant | Accessories

### Electromechanical connections/ Connessioni elettromeccaniche

|   |   |  |  |                                   |                                   |
|---|---|--|--|-----------------------------------|-----------------------------------|
|    |    | <b>Description</b><br>Left End-feed. Polarity - Left, Earth conductor - Right./<br>Testata Sinistra. Conduttore terra a destra. Polarità a sinistra. | <b>Code</b><br>0.02038.00  | <b>Finishes</b><br>10<br>21<br>28 |                                   |
|   |    | <b>Description</b><br>Right End-feed. Polarity - Right, Earth conductor - Left./<br>Testata Destra. Conduttore terra a sinistra. Polarità a destra.  | <b>Code</b><br>0.02039.00  | <b>Finishes</b><br>10<br>21<br>28 |                                   |
|    |    | <b>Description</b><br>Straight connector/<br>Giunto passante   | <b>Code</b><br>0.02040.00  | <b>Finishes</b><br>10<br>21<br>28 |                                   |
|    |    | <b>Description</b><br>Live middle feed/<br>Giunto diretto  | <b>Code</b><br>0.02042.00  | <b>Finishes</b><br>10<br>21<br>28 |                                   |
|    |    | <b>Description</b><br>L-connector. Earth outside/<br>Giunto a L. Conduttore di terra esterna   | <b>Code</b><br>0.02043.00  | <b>Finishes</b><br>10<br>21<br>28 |                                   |
|   |   | <b>Description</b><br>L-connector. Earth inside/<br>Giunto a L. Conduttore di terra interna  | <b>Code</b><br>0.02044.00  | <b>Finishes</b><br>10<br>21<br>28 |                                   |
| 146   |  |   | <b>Description</b><br>T-connector. Earth inside / left/<br>Giunto a T. Conduttore di terra interna / sinistra  | <b>Code</b><br>0.02045.00         | <b>Finishes</b><br>10<br>21<br>28 |
|   |   |   | <b>Description</b><br>T-connector. Earth inside / right/<br>Giunto a T. Conduttore di terra interna / destra   | <b>Code</b><br>0.02046.00         | <b>Finishes</b><br>10<br>21<br>28 |
|   |   |   | <b>Description</b><br>T-connector. Earth outside / left/<br>Giunto a T. Conduttore di terra esterna / sinistra | <b>Code</b><br>0.02047.00         | <b>Finishes</b><br>10<br>21<br>28 |
|   |   |   | <b>Description</b><br>T-connector. Earth outside / right/<br>Giunto a T. Conduttore di terra esterna / destra  | <b>Code</b><br>0.02048.00         | <b>Finishes</b><br>10<br>21<br>28 |
|  |  | <b>Description</b><br>Flexible connector/<br>Giunto flessibile   | <b>Code</b><br>0.02050.00  | <b>Finishes</b><br>10<br>21<br>28 |                                   |
|  |  | <b>Description</b><br>X-connector. Earth inside / inside/<br>Giunto a X. Conduttore di terra interna / interna                                       | <b>Code</b><br>0.02049.00  | <b>Finishes</b><br>10<br>21<br>28 |                                   |
|   |  | <b>Description</b><br>X-connector. Earth inside / outside/<br>Giunto a X. Conduttore di terra interna / esterna                                      | <b>Code</b><br>0.02068.00  | <b>Finishes</b><br>10<br>21<br>28 |                                   |

# Mains Voltage Tracks

## Adapter/ Adattatore



### Description

6-conductor asymmetric adapter (3 circuits+N+control system) with circuit selector/  
Adattatore Asimmetrico a 6 conduttori (3 fasi+N+ sistema di controllo) con selettore di fase

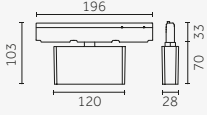
### Code

0.02066.00

### Finishes

|    |  |
|----|--|
| 10 |  |
| 21 |  |
| 28 |  |

## Control systems/ Sistemi di controllo



### Description

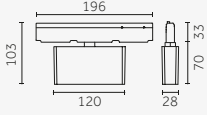
Wireless control device for 220V track (see p.86-87)/  
Dispositivo di controllo wireless per binario 220V (vedi p.86-87)  
Casambi - Control up to 64 drivers divided in 4 groups/  
Casambi - Controllo fino a 64 driver divisi in 4 gruppi

### Code

0.26102.00

### Finishes

|    |  |
|----|--|
| 10 |  |
| 21 |  |



### Description

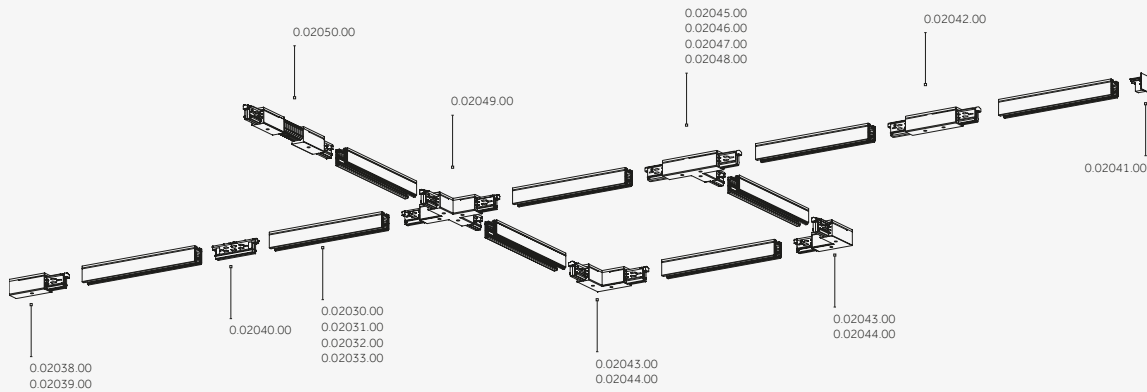
Wireless control device for 220V track (see p.86-87)/  
Dispositivo di controllo wireless per binario 220V (vedi p.86-87)  
Control up to 64 drivers individually/  
Controllo fino a 64 driver individualmente

### Code

0.26103.00

### Finishes

|    |  |
|----|--|
| 10 |  |
| 21 |  |



<sup>EN</sup> Use specialised technicians only to install systems and replace parts. Disconnect system from power supply and ensure compliance of installation procedure with national standards. The user and/or installer are responsible for ensuring electrical, mechanical and thermal compatibility of the system with the structures where they will be anchored and with regard to the luminaires connected to them.

<sup>IT</sup> Tutte le operazioni di installazione e sostituzione dei componenti devono essere eseguite da personale specializzato, escludendo tensione dall'impianto e rispettando le norme nazionali d'installazione. È responsabilità dell'utente e/o dell'installatore assicurare la compatibilità elettrica, meccanica e termica del sistema rispetto alle strutture sulle quali viene ancorato e rispetto agli apparecchi ad esso connessi.

## H Track | Surface/Pendant



Code example:

**0.02505.00 10**

**Pendant mounting and other accessories:** p.152-153  
**Fissaggio a sospensione e altri accessori:** p.152-153

| Version           | Length mm | Weight kg | Finishes                           |
|-------------------|-----------|-----------|------------------------------------|
| <b>0.02505.00</b> | 1000      | 1,60      | <b>10</b> <input type="checkbox"/> |
| <b>0.02506.00</b> | 2000      | 3,20      | <b>21</b> <input type="checkbox"/> |
| <b>0.02507.00</b> | 3000      | 4,80      | <input type="checkbox"/>           |
| <b>0.02508.00</b> | 4000      | 6,40      | <input type="checkbox"/>           |

## H Track | Surface/Pendant | Accessories

**Accessories (surface-mounted track)/  
 Accessori (binario da superficie)**

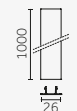
148



**Description**  
 Clip for ceiling fixing/  
 Clip per fissaggio a soffitto

**Code**  
**0.02537.00**

**Finishes**  
**10**   
**21**



**Description**  
 Rail cover 1000mm/  
 Copertura per binario - 1000mm

**Code**  
**0.02071.00**

**Finishes**  
**10**   
**21**

## Electromechanical connections/ Conessioni elettromeccaniche



**Description**  
 Left End-feed. Polarity - Left, Earth conductor - Right./  
 Testata Sinistra. Conduttore terra a destra. Polarità a sinistra.

**Code**  
**0.02509.00**

**Finishes**  
**10**   
**21**



**Description**  
 Right End-feed. Polarity - Right, Earth conductor - Left./  
 Testata Destra. Conduttore terra a sinistra. Polarità a destra.

**Code**  
**0.02510.00**

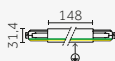
**Finishes**  
**10**   
**21**



**Description**  
 Straight connector/  
 Giunto passante

**Code**  
**0.02040.00**

**Finishes**  
**10**   
**21**



**Description**  
 Live middle feed/  
 Giunto diretto

**Code**  
**0.02541.00**

**Finishes**  
**10**   
**21**

# Mains Voltage Tracks



**Description**  
L-connector. Earth inside/  
Giunto a L. Conduttore di terra interna

**Code**  
**0.02511.00**

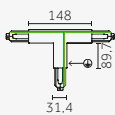
**Finishes**  
**10**   
**21**



**Description**  
L-connector. Earth outside/  
Giunto a L. Conduttore di terra esterna

**Code**  
**0.02512.00**

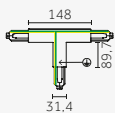
**Finishes**  
**10**   
**21**



**Description**  
T-connector. Earth outside / right/  
Giunto a T. Conduttore di terra esterna / destra

**Code**  
**0.02513.00**

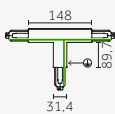
**Finishes**  
**10**   
**21**



**Description**  
T-connector. Earth outside / left/  
Giunto a T. Conduttore di terra esterna / sinistra

**Code**  
**0.02514.00**

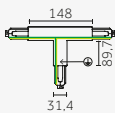
**Finishes**  
**10**   
**21**



**Description**  
T-connector. Earth inside / right/  
Giunto a T. Conduttore di terra interna / destra

**Code**  
**0.02515.00**

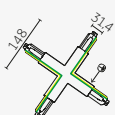
**Finishes**  
**10**   
**21**



**Description**  
T-connector. Earth inside / left/  
Giunto a T. Conduttore di terra interna / sinistra

**Code**  
**0.02516.00**

**Finishes**  
**10**   
**21**

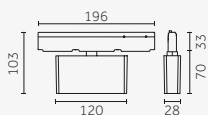


**Description**  
X-connector. Earth inside / inside/  
Giunto a X. Conduttore di terra interna / interna

**Code**  
**0.02517.00**

**Finishes**  
**10**   
**21**

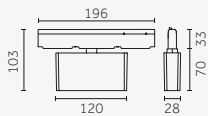
## Control system/ Sistemi di controllo



**Description**  
Wireless control device for 220V track (see p.86-87)/  
Dispositivo di controllo wireless per binario 220V (vedi p.86-87)  
Casambi - Control up to 64 drivers divided in 4 groups/  
Casambi - Controllo fino a 64 driver divisi in 4 gruppi

**Code**  
**0.26102.00**

**Finishes**  
**10**   
**21**




**Description**  
Wireless control device for 220V track (see p.86-87)/  
Dispositivo di controllo wireless per binario 220V (vedi p.86-87)  
Control up to 64 drivers individually/  
Controllo fino a 64 driver individualmente

**Code**  
**0.26103.00**

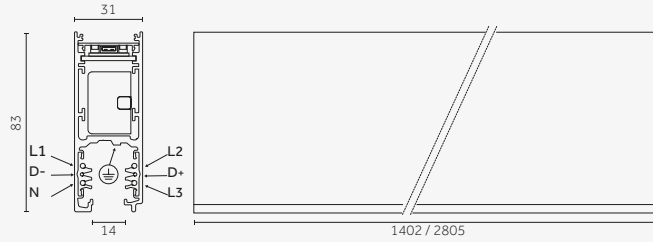
**Finishes**  
**10**   
**21**

# Mains Voltage Tracks

## H Track | Pendant Indirect



\* Pending



Code example:

**0** . **02531** . **HQ** **10**

**Pendant mounting and other accessories:** p.152-153  
**Fissaggio a sospensione e altri accessori:** p.152-153

### Notes:

Kit for suspended application to be ordered separately, see p.152-153/Kit per l'applicazione a sospensione da ordinare separatamente vedi p.152-153

Maximum number of modules connectable in continuous line:  
60 modules of 1402mm, 30 modules of 2805mm, power cable section 1.5mm<sup>2</sup> / Numero massimo di moduli collegabili in linea continua:  
N° 60 moduli da 1402mm;  
N° 30 moduli da 2805mm, cavo di alimentazione sezione 1,5mm<sup>2</sup>

| 25 W            |              | POWERLED  |          |            |           | Lumen delivered up to 2350 lm / Lumen maintenance: L90 B5=50,000h |     |      |      |           |  |
|-----------------|--------------|-----------|----------|------------|-----------|---|-----|------|------|-----------|--|
| Driver          | Version      | Length mm | Diffuser | Beam width | LED       | K   | CRI | lm   | SDCM | Finishes  |  |
| <b>0</b> On/Off | <b>02531</b> | 1402      | Opal     | 105°       | <b>HW</b> | 2700  | >90 | 3390 | <3   | <b>10</b> |  |
| <b>D</b> DALI   |              |           |          |            | <b>HQ</b> | 3000  | >90 | 3450 | <3   | <b>21</b> |  |
|                 |              |           |          |            | <b>HN</b> | 4000  | >90 | 3755 | <3   |           |  |

LED nominal lumen

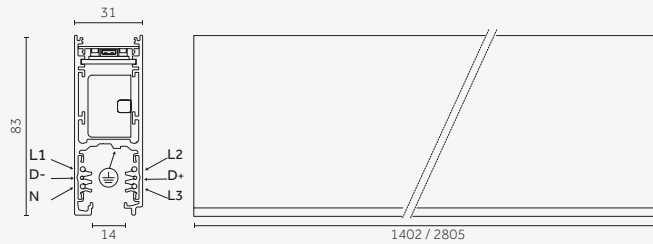
| 50 W            |              | POWERLED  |          |            |           | Lumen delivered up to 4700 lm / Lumen maintenance: L90 B5=50,000h |     |      |      |           |  |
|-----------------|--------------|-----------|----------|------------|-----------|---|-----|------|------|-----------|--|
| Driver          | Version      | Length mm | Diffuser | Beam width | LED       | K   | CRI | lm   | SDCM | Finishes  |  |
| <b>0</b> On/Off | <b>02532</b> | 2805      | Opal     | 105°       | <b>HW</b> | 2700  | >90 | 6780 | <3   | <b>10</b> |  |
| <b>D</b> DALI   |              |           |          |            | <b>HQ</b> | 3000  | >90 | 6900 | <3   | <b>21</b> |  |
|                 |              |           |          |            | <b>HN</b> | 4000  | >90 | 7510 | <3   |           |  |

LED nominal lumen

## H Track | Pendant Indirect | Tunable white



150



Code example:

**X** . **02533** . **WT** **10**

**Driver Tunable white:** p.185  
**Pendant mounting and other accessories:** p.152-153  
**Fissaggio a sospensione e altri accessori:** p.152-153

### Notes:

Kit for suspended application to be ordered separately, see p.152-153/Kit per l'applicazione a sospensione da ordinare separatamente vedi p.152-153

| 20 W                  |              | MID POWERLED |          |            |           | LED nominal lumen |     |      |      |           |  |
|-----------------------|--------------|--------------|----------|------------|-----------|-------------------|-----|------|------|-----------|--|
| Driver                | Version      | Length mm    | Diffuser | Beam width | LED       | K                 | CRI | lm   | SDCM | Finishes  |  |
| <b>X</b> Not included | <b>02533</b> | 1402         | Opal     | 105°       | <b>WT</b> | 2200-6500         | >80 | 2800 | <3   | <b>10</b> |  |
|                       |              |              |          |            | <b>QT</b> | 2200-6500         | >90 | 2310 | <3   | <b>21</b> |  |

LED nominal lumen

| 40 W                  |              | MID POWERLED |          |            |           | LED nominal lumen |     |      |      |           |  |
|-----------------------|--------------|--------------|----------|------------|-----------|-------------------|-----|------|------|-----------|--|
| Driver                | Version      | Length mm    | Diffuser | Beam width | LED       | K                 | CRI | lm   | SDCM | Finishes  |  |
| <b>X</b> Not included | <b>02534</b> | 2805         | Opal     | 105°       | <b>WT</b> | 2200-6500         | >00 | 5600 | <3   | <b>10</b> |  |
|                       |              |              |          |            | <b>QT</b> | 2200-6500         | >00 | 4670 | <3   | <b>21</b> |  |

LED nominal lumen

## H Track | Pendant Indirect | Tunable white | Electrical Devices







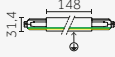



### Driver

#### 20/40 W MID POWERLED


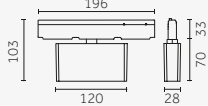

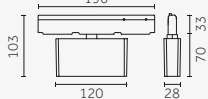
| Type | Code                | W  | Size (mm) | Tech. info         | CV  | Connectable fixtures | Max.distance | Cable section       |
|------|---------------------|----|-----------|--------------------|-----|----------------------|--------------|---------------------|
| DALI | <b>D.31640.0000</b> | 75 |           | 120-277V / 50/60Hz | 24V | Max: 67 W            | Max: 20m     | 2.5 mm <sup>2</sup> |
| DMX  | <b>G.31640.0000</b> | 75 |           | 120-277V / 50/60Hz | 24V | Max: 67 W            | Max: 20m     | 2.5 mm <sup>2</sup> |

## H Track | Pendant Indirect | Accessories

### Electromechanical connections/ Conessioni elettromeccaniche

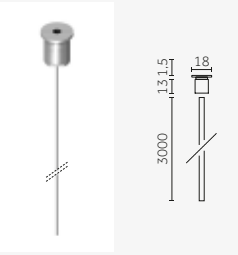
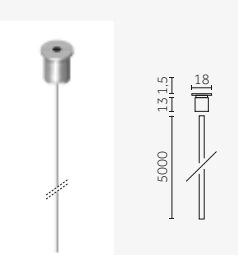
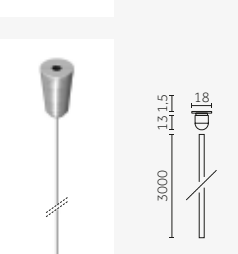
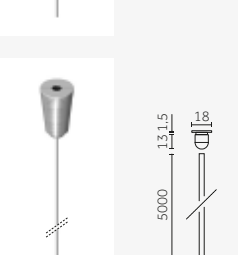
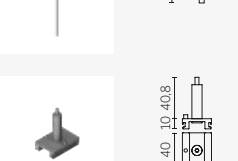
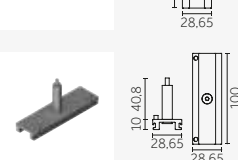
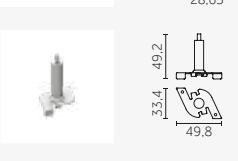
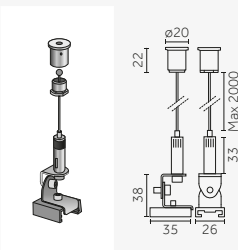
|   |  |  |   |  |
|---|--|--|---|--|
|  |   | <p><b>Description</b></p> <p>Left End-feed. Polarity - Left, Earth conductor - Right./<br/>Testata Sinistra. Conduttore terra a destra. Polarità a sinistra.</p> | <p><b>Code</b></p> <p><b>0.02583.00</b></p> | <p><b>Finishes</b></p> <p>10 <input type="checkbox"/></p> <p>21 <input type="checkbox"/></p> |
|   |   | <p><b>Description</b></p> <p>Right End-feed. Polarity - Right, Earth conductor - Left./<br/>Testata Destra. Conduttore terra a sinistra. Polarità a destra.</p>  | <p><b>Code</b></p> <p><b>0.02584.00</b></p> | <p><b>Finishes</b></p> <p>10 <input type="checkbox"/></p> <p>21 <input type="checkbox"/></p> |
|  |   | <p><b>Description</b></p> <p>Straight connector/<br/>Giunto passante</p>   | <p><b>Code</b></p> <p><b>0.02040.00</b></p> | <p><b>Finishes</b></p> <p>10 <input type="checkbox"/></p> <p>21 <input type="checkbox"/></p> |
|  |   | <p><b>Description</b></p> <p>Live middle feed/<br/>Giunto diretto</p>  | <p><b>Code</b></p> <p><b>0.02582.00</b></p> | <p><b>Finishes</b></p> <p>10 <input type="checkbox"/></p> <p>21 <input type="checkbox"/></p> |
|  |   | <p><b>Description</b></p> <p>L-connector. Earth outside/<br/>Giunto a L. Conduttore di terra esterna</p>   | <p><b>Code</b></p> <p><b>0.02546.00</b></p> | <p><b>Finishes</b></p> <p>10 <input type="checkbox"/></p> <p>21 <input type="checkbox"/></p> |
|   |  | <p><b>Description</b></p> <p>L-connector. Earth inside/<br/>Giunto a L. Conduttore di terra interna</p>  | <p><b>Code</b></p> <p><b>0.02547.00</b></p> | <p><b>Finishes</b></p> <p>10 <input type="checkbox"/></p> <p>21 <input type="checkbox"/></p> |

### Control system/ Sistemi di controllo


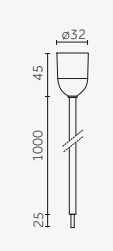

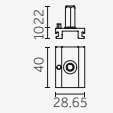

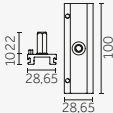

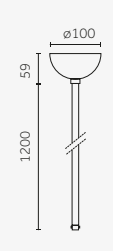

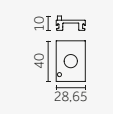

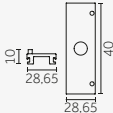
|   |   |  |   |  |
|---|---|--|---|--|
|  |  | <p><b>Description</b></p> <p>Wireless control device for 220V track (see p.86-87)/<br/>Dispositivo di controllo wireless per binario 220V (vedi p.86-87)<br/>Casambi - Control up to 64 drivers divided in 4 groups/<br/>Casambi - Controllo fino a 64 driver divisi in 4 gruppi</p> | <p><b>Code</b></p> <p><b>0.26102.00</b></p> | <p><b>Finishes</b></p> <p>10 <input type="checkbox"/></p> <p>21 <input type="checkbox"/></p> |
|  |  | <p><b>Description</b></p> <p>Wireless control device for 220V track (see p.86-87)/<br/>Dispositivo di controllo wireless per binario 220V (vedi p.86-87)<br/>Control up to 64 drivers individually/<br/>Controllo fino a 64 driver individualmente</p>                               | <p><b>Code</b></p> <p><b>0.26103.00</b></p> | <p><b>Finishes</b></p> <p>10 <input type="checkbox"/></p> <p>21 <input type="checkbox"/></p> |

## H Track | Accessories


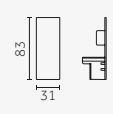



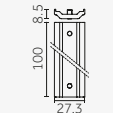
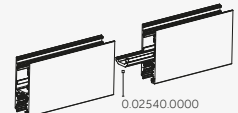



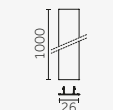
### Pendant mounting/ Fissaggio a sospensione

|   |   |   |  |
|---|---|---|--|
|    | <p><b>Description</b></p> <p>Wire suspension set with 3000mm cable + cylinder ceiling rose/<br/>Set sospensione con cavo 3000mm + rosone cilindrico</p>                                   | <p><b>Code</b></p> <p><b>0.02522.00</b></p> | <p><b>Finishes</b></p> <p><b>00</b> <input type="checkbox"/></p>   |
|    | <p><b>Description</b></p> <p>Wire suspension set with 5000mm cable + cylinder ceiling rose/<br/>Set sospensione con cavo 5000mm + rosone cilindrico</p>                                   | <p><b>Code</b></p> <p><b>0.02523.00</b></p> | <p><b>Finishes</b></p> <p><b>00</b> <input type="checkbox"/></p>   |
|   | <p><b>Description</b></p> <p>Wire suspension set with 3000mm cable + ceiling rose/<br/>Set sospensione con cavo 3000mm + rosone</p>   | <p><b>Code</b></p> <p><b>0.02524.00</b></p> | <p><b>Finishes</b></p> <p><b>00</b> <input type="checkbox"/></p>   |
|  | <p><b>Description</b></p> <p>Wire suspension set with 5000mm cable + ceiling rose/<br/>Set sospensione con cavo 5000mm + rosone</p>   | <p><b>Code</b></p> <p><b>0.02525.00</b></p> | <p><b>Finishes</b></p> <p><b>00</b> <input type="checkbox"/></p>   |
|  | <p><b>Description</b></p> <p>Short bracket with gripper for rapid track installation for Ø1,5m cable/<br/>Staffa corta con tenditore per fissaggio rapido del binario per cavo Ø 1,5m</p> | <p><b>Code</b></p> <p><b>0.02538.00</b></p> | <p><b>Finishes</b></p> <p><b>00</b> <input type="checkbox"/></p>   |
|  | <p><b>Description</b></p> <p>Long bracket with gripper for rapid track installation for Ø1,5m cable/<br/>Staffa lunga con tenditore per fissaggio rapido del binario per cavo Ø 1,5m</p>  | <p><b>Code</b></p> <p><b>0.02539.00</b></p> | <p><b>Finishes</b></p> <p><b>00</b> <input type="checkbox"/></p>   |
|  | <p><b>Description</b></p> <p>Clamp with gripper for rapid track installation for cable Ø 1,5m/<br/>Clip con tenditore per fissaggio rapido del binario per cavo Ø 1,5m</p>                | <p><b>Code</b></p> <p><b>0.02536.00</b></p> | <p><b>Finishes</b></p> <p><b>10</b> <input type="checkbox"/><br/><b>21</b> <input checked="" type="checkbox"/></p> |
|  | <p><b>Description</b></p> <p>Suspension kit with 2m long cable and counter-balance system/<br/>Set sospensione con cavo da 2m e sistema di contro-bilanciamento</p>                       | <p><b>Code</b></p> <p><b>0.02535.00</b></p> | <p><b>Finishes</b></p> <p><b>10</b> <input type="checkbox"/><br/><b>21</b> <input checked="" type="checkbox"/></p> |

# Mains Voltage Tracks

|   |   |  |                             |   |
|---|---|--|-----------------------------|---|
|    |    | <b>Description</b><br>Suspension kit with 1m tige.<br>Ceiling bracket, plastic ceiling rose, threaded M6 rod/<br>Set per fissaggio a sospensione con tige 1m.<br>Staffa per fissaggio a soffitto, rosone in plastica, barra filettata M6 | <b>Code</b><br>0.02070.00   | <b>Finishes</b><br>10 <input type="checkbox"/><br>21 <input type="checkbox"/> |
|    |    | <b>Description</b><br>Short bracket M6 for H track/<br>Staffa corta con inserto M6 binario H   | <b>Code</b><br>0.02526.00   | <b>Finishes</b><br>00 <input type="checkbox"/>                                |
|    |    | <b>Description</b><br>Long bracket M6 for H track/<br>Staffa lunga con inserto M6 binario H  | <b>Code</b><br>0.02527.00   | <b>Finishes</b><br>00 <input type="checkbox"/>                                |
|    |    | <b>Description</b><br>Suspension with tige M13 1,2m/<br>Sospensione con tige M13 1,2m  | <b>Code</b><br>0.02528.00   | <b>Finishes</b><br>10 <input type="checkbox"/><br>21 <input type="checkbox"/> |
|   |   | <b>Description</b><br>Short bracket M13 for H track/<br>Staffa corta con inserto M13 binario H   | <b>Code</b><br>0.02530.0000 | <b>Finishes</b><br>00 <input type="checkbox"/>                                |
|  |  | <b>Description</b><br>Long bracket M13 for h track/<br>Staffa lunga con inserto M13 binario H  | <b>Code</b><br>0.02529.0000 | <b>Finishes</b><br>00 <input type="checkbox"/>                                |

## Other accessories/ Altri accessori

|   |   |   |  |   |
|---|---|---|--|---|
|  |  | <b>Description</b><br>End cap /<br>Tappo di chiusura  | <b>Code</b><br>0.02521.00  | <b>Finishes</b><br>10 <input type="checkbox"/><br>21 <input type="checkbox"/> |
|  |  | <b>Description</b><br>Cable cutter/<br>Tronchese per taglio conduttori del binario  | <b>Code</b><br>0.02064.0000  |   |
|  |  | <b>Description</b><br>Joining Bracket/<br>Staffa di giunzione   | <br><b>Code</b><br>0.02540.0000 |   |
|  |   | <b>Description</b><br>Upper cover for power feed (cod. 02583-02584 p.151) with cable passage/<br>Copertura superiore per testata di alimentazione (cod. 02583-02584 p.151) con passaggio cavo | <b>Code</b><br>0.02542.00  | <b>Finishes</b><br>10 <input type="checkbox"/><br>21 <input type="checkbox"/> |
|  |   | <b>Description</b><br>Upper cover for power feed (cod. 02509-02510) without cable passage/<br>Copertura superiore per testata di alimentazione (cod. 02509-02510) senza passaggio cavo        | <b>Code</b><br>0.02543.00  | <b>Finishes</b><br>10 <input type="checkbox"/><br>21 <input type="checkbox"/> |
|  |  | <b>Description</b><br>Track cover 1000mm/<br>Copertura per binario - 1000mm   | <b>Code</b><br>0.02071.00  | <b>Finishes</b><br>10 <input type="checkbox"/><br>21 <input type="checkbox"/> |












# Accessories

## Ø 22 mm | Accessories


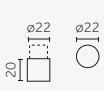

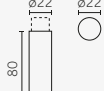
### Optics accessories/ Accessori ottiche

Yori Evo Ghostrack | Yori Evo 48V | Yori Pendant Ghostrack | Yori Pendant 48V



|   |  |   |   |   |   |   |   |                                  |
|---|--|---|---|---|---|---|---|----------------------------------|
|  | <b>Description</b><br>Colored glass filter 1 mm/<br>Filtro in vetro colorato 1 mm<br>Holder included | <b>Code</b><br><b>0.26700.00</b>  | <b>Finishes</b><br>4A Red<br>5A Green<br>6A Blue<br>7A Pink<br>8A Yellow<br>9A Orange |  | <b>Description</b><br>Selective filter 3000K - 3500K /<br>Filtro selettivo 3000K - 3500K<br>Holder included | <b>Code</b><br><b>0.26705.00</b>  |   |                                  |
|   |                     | <b>Description</b><br>Selective filter 3000K - 2700K /<br>Filtro selettivo 3000K - 2700K<br>Holder included |   |   | <b>Code</b><br><b>0.26701.00</b>  |  | <b>Description</b><br>Elliptical beam lens /<br>Lente per fascio ellittico<br>Holder included | <b>Code</b><br><b>0.26707.00</b> |
|   |                     | <b>Description</b><br>Selective filter 2700K - 2500K /<br>Filtro selettivo 2700K - 2500K<br>Holder included |   |   | <b>Code</b><br><b>0.26702.00</b>  |  | <b>Description</b><br>Opal lens /<br>Lente opale<br>Holder included                           | <b>Code</b><br><b>0.26708.00</b> |
|   |                     | <b>Description</b><br>Selective filter 2700K - 2200K /<br>Filtro selettivo 2700K - 2200K<br>Holder included |   |   | <b>Code</b><br><b>0.26703.00</b>  |  | <b>Description</b><br>Spread lens /<br>Lente diffondente<br>Holder included                   | <b>Code</b><br><b>0.26709.00</b> |
|   |                    | <b>Description</b><br>Selective filter 2700K - 2000K /<br>Filtro selettivo 2700K - 2000K<br>Holder included |   |   | <b>Code</b><br><b>0.26704.00</b>  |   |   |                                  |

### Decorative accessories/ Accessori decorativi

Yori Evo Ghostrack | Yori Evo 48V | Yori Pendant Ghostrack | Yori Pendant 48V

|   |   |  |                                  |   |  |  |                                  |
|---|---|--|----------------------------------|---|--|--|----------------------------------|
|  |  | <b>Description</b><br>Cylinder, solid version<br>(Ø 22 mm, h 22 mm) /<br>Cilindro versione piena<br>(Ø 22 mm, h 22 mm) | <b>Code</b><br><b>0.26040.00</b> |  |  | <b>Description</b><br>Cylinder, solid version<br>(Ø 22 mm, h 80 mm) /<br>Cilindro versione piena<br>(Ø 22 mm, h 80 mm) | <b>Code</b><br><b>0.26041.00</b> |
|---|---|--|----------------------------------|---|--|--|----------------------------------|

Yori Pendant Ghostrack | Yori Pendant 48V











|   |   |  |                                  |
|---|---|--|----------------------------------|
|  |  | <b>Description</b><br>Coloured cables /<br>Cavi colorati | <b>Code</b><br><b>On request</b> |
|---|---|--|----------------------------------|



## Ø 35 mm | Accessories

### Optics accessories/ Accessori ottiche


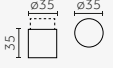

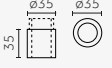

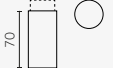

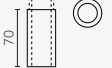
Yori Evo Ghostrack | Yori Evo 48V | Yori Pendant Ghostrack | Yori Pendant 48V

| Description   | Code              | Finishes   | Description   | Code              |
|---|-------------------|--|---|-------------------|
|  <p>Colored glass filter 1 mm/<br/>Filtro in vetro colorato 1 mm</p> <p>Holder included</p>          | <b>0.26710.00</b> | <b>4A</b> Red<br><b>5A</b> Green<br><b>6A</b> Blue<br><b>7A</b> Pink<br><b>8A</b> Yellow<br><b>9A</b> Orange |  <p>Selective filter 3000K - 3500K /<br/>Filtro selettivo 3000K - 3500K</p> <p>Holder included</p> | <b>0.26715.00</b> |
|  <p>Selective filter 3000K - 2700K /<br/>Filtro selettivo 3000K - 2700K</p> <p>Holder included</p>   | <b>0.26711.00</b> |  |  <p>Selective filter 3000K - 4000K /<br/>Filtro selettivo 3000K - 4000K</p> <p>Holder included</p> | <b>0.26716.00</b> |
|  <p>Selective filter 2700K - 2500K /<br/>Filtro selettivo 2700K - 2500K</p> <p>Holder included</p>   | <b>0.26712.00</b> |  |  <p>Elliptical beam lens /<br/>Lente per fascio ellittico</p> <p>Holder included</p>               | <b>0.26717.00</b> |
|  <p>Selective filter 2700K - 2200K /<br/>Filtro selettivo 2700K - 2200K</p> <p>Holder included</p>   | <b>0.26713.00</b> |  |  <p>Opal lens /<br/>Lente opale</p> <p>Holder included</p>   | <b>0.26718.00</b> |
|  <p>Selective filter 2700K - 2000K /<br/>Filtro selettivo 2700K - 2000K</p> <p>Holder included</p> | <b>0.26714.00</b> |  |  <p>Spread lens /<br/>Lente diffondente</p> <p>Holder included</p>                                 | <b>0.26719.00</b> |



188

### Decorative accessories/ Accessori decorativi

Yori Evo Ghostrack | Yori Evo 48V | Yori Pendant Ghostrack | Yori Pendant 48V

|   |                                  |  |                                  |
|---|----------------------------------|--|----------------------------------|
|   <p>Description</p> <p>Cylinder, solid version (Ø 35 mm,<br/>h 35 mm) /<br/>Cilindro versione piena (Ø 35 mm,<br/>h 35 mm)</p> | <b>Code</b><br><b>0.26042.00</b> |   <p>Description</p> <p>Cylinder, hollow version (Ø 35 mm,<br/>h 35 mm) /<br/>Cilindro versione cava (Ø 35 mm,<br/>h 35 mm)</p> | <b>Code</b><br><b>0.26044.00</b> |
|   <p>Description</p> <p>Cylinder, solid version (Ø 35 mm,<br/>h 70 mm) /<br/>Cilindro versione piena (Ø 35 mm,<br/>h 70 mm)</p> | <b>Code</b><br><b>0.26043.00</b> |   <p>Description</p> <p>Cylinder, hollow version (Ø 35 mm,<br/>h 70 mm) /<br/>Cilindro versione cava (Ø 35 mm,<br/>h 70 mm)</p> | <b>Code</b><br><b>0.26045.00</b> |






















Yori Pendant Ghostrack | Yori Pendant 48V

|   |                                  |
|---|----------------------------------|
|   <p>Description</p> <p>Coloured cables /<br/>Cavi colorati</p> | <b>Code</b><br><b>On request</b> |
|---|----------------------------------|

## Ø 43 mm | Precision | Accessories

### Optics accessories/ Accessori ottiche
















Yori Evo Ghostrack | Yori Evo Box | Yori Evo 48V

|   | Description   | Code                | Finishes   |   | Description  | Code                |   |
|---|---|---------------------|--|---|--|---------------------|---|
|    | Colored glass filter 1 mm/<br>Filtro in vetro colorato 1 mm<br>Holder included                | <u>0.26400.00</u>   | <b>4A</b> Red<br><b>5A</b> Green<br><b>6A</b> Blue<br><b>7A</b> Pink<br><b>8A</b> Yellow<br><b>9A</b> Orange |    | Dense texture honeycomb louvre/<br>Griglia alveolare a maglia fitta<br>Holder included | <u>0.26440.0000</u> |   |
|    | Colored gel slides (2 pieces)/<br>Vetrini per gel colorato (2 pezzi)/<br>Holder included      | <u>0.26408.0000</u> |  |    | Wide texture honeycomb louvre/<br>Griglia alveolare a maglia larga<br>Holder included  | <u>0.26448.0000</u> |   |
|    | Colored selective filter 3000K - 2700K /<br>Filtro selettivo 3000K - 2700K<br>Holder included | <u>0.26557.0000</u> |  |    | Elliptical beam lens /<br>Lente per fascio ellittico<br>Holder included                | <u>0.26456.0000</u> |   |
|    | Selective filter 2700K - 2500K /<br>Filtro selettivo 2700K - 2500K<br>Holder included         | <u>0.26416.0000</u> |  |    | Opal lens/<br>Lente opale<br>Holder included   | <u>0.26460.0000</u> |   |
|  | Selective filter 2700K - 2200K /<br>Filtro selettivo 2700K - 2200K<br>Holder included         | <u>0.26424.0000</u> |  |    | Spread lens/<br>Lente diffondente<br>Holder included                                   | <u>0.26468.0000</u> |   |
|  | Selective filter 2700K - 2000K /<br>Filtro selettivo 2700K - 2000K<br>Holder included         | <u>0.26432.0000</u> |  |  | Cross blade louvre/<br>Griglia a croce   | <u>0.26476.0000</u> |   |
|  | Selective filter 3000K - 3500K /<br>Filtro selettivo 3000K - 3500K<br>Holder included         | <u>0.26565.0000</u> |  |  | Barn doors/<br>Alette rompiflusso  | <u>0.26484.0000</u> |   |
|  | Selective filter 3000K - 4000K /<br>Filtro selettivo 3000K - 4000K<br>Holder included         | <u>0.26573.0000</u> |  |  | Cone 45° wall washer/<br>Cono 45° wall washer  | <u>0.26488.00</u>   | <b>Finishes</b><br>12 <br>31  |
|   |   |                     |  |  | Short snoot/<br>Cilindro corto   | <u>0.26556.00</u>   | <b>Finishes</b><br>12 <br>31  |

## Ø 43 mm | Performance | Accessories

### Optics accessories/ Accessori ottiche







Yori Evo Ghostrack | Yori Evo Box | Yori Evo 48V

| Image   | Description  | Code                | Finishes   | Image   | Description  | Code                |   |
|---|--|---------------------|--|---|--|---------------------|---|
|    | Colored glass filter 1 mm/<br>Filtro in vetro colorato 1 mm<br>Holder included           | <b>0.26401.00</b>   | <b>4A</b> Red<br><b>5A</b> Green<br><b>6A</b> Blue<br><b>7A</b> Pink<br><b>8A</b> Yellow<br><b>9A</b> Orange |    | Selective filter 3000K - 4000K /<br>Filtro selettivo 3000K - 4000K<br>Holder included  | <b>0.26574.0000</b> |   |
|    | Colored gel slides (2 pieces)/<br>Vetrini per gel colorato (2 pezzi)/<br>Holder included | <b>0.26409.0000</b> |  |    | Dense texture honeycomb louvre/<br>Griglia alveolare a maglia fitta<br>Holder included | <b>0.26441.0000</b> |   |
|    | Selective filter 3000K - 2700K /<br>Filtro selettivo 3000K - 2700K<br>Holder included    | <b>0.26558.0000</b> |  |    | Wide texture honeycomb louvre/<br>Griglia alveolare a maglia larga<br>Holder included  | <b>0.26449.0000</b> |   |
|    | Selective filter 2700K - 2500K /<br>Filtro selettivo 2700K - 2500K<br>Holder included    | <b>0.26417.0000</b> |  |    | Elliptical beam lens /<br>Lente per fascio ellittico<br>Holder included                | <b>0.26492.0000</b> |   |
|   | Selective filter 2700K - 2200K /<br>Filtro selettivo 2700K - 2200K<br>Holder included    | <b>0.26425.0000</b> |  |    | Opal lens/<br>Lente opale<br>Holder included   | <b>0.26461.0000</b> |   |
|  | Selective filter 2700K - 2000K /<br>Filtro selettivo 2700K - 2000K<br>Holder included    | <b>0.26433.0000</b> |  |   | Spread lens/<br>Lente diffondente<br>Holder included                                   | <b>0.26469.0000</b> |   |
|  | Selective filter 3000K - 3500K /<br>Filtro selettivo 3000K - 3500K<br>Holder included    | <b>0.26566.0000</b> |  |  | Cross blade louvre/<br>Griglia a croce<br>Holder included                              | <b>0.26480.0000</b> |   |
|   |  |                     |  |  | Cone 45° wall washer/<br>Cono 45° wall washer<br>Holder included                       | <b>0.26496.00</b>   | <b>Finishes</b><br><b>12</b><br><b>31</b> |

## Ø 60 mm | Precision | Accessories

### Interchangeable IOS optics/ Ottiche intercambiabili IOS

Yori Evo Ghostrack | Yori Evo Box | Yori Pendant Ghostrack | Yori Evo 48V | Yori Pendant 48V

















|   |   |   |                                    |   |  |   |                                    |
|---|---|---|------------------------------------|---|--|---|------------------------------------|
|  |  | <b>Description</b><br>Precision - Narrow beam/<br>Precision - Fascio stretto<br>(12°- 9W, 12W, 17W) | <b>Code</b><br><u>0.35125.0000</u> |  |  | <b>Description</b><br>Precision - Medium beam/<br>Precision - Fascio medio<br>(20°- 9W, 12W, 17W) | <b>Code</b><br><u>0.35126.0000</u> |
|  |  | <b>Description</b><br>Precision - Wide beam/<br>Precision - Fascio largo<br>(32°- 9W, 12W, 17W)     | <b>Code</b><br><u>0.35127.0000</u> |   |  |   |                                    |

Not for codes/Non per codici: 1X.GH63B.DT / RH82A / GH83B.DT / MM73B.DT / MM72B.DT  
KN62 / YN62 / XN62

Not for codes/Non per codici: 1X.GH63B.DT / RH82A / GH83B.DT / MM73B.DT / MM72B.DT  
KN62 / YN62 / XN62

### Optics accessories/ Accessori ottiche

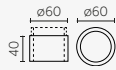
Yori Evo Ghostrack | Yori Evo Box | Yori Pendant Ghostrack | Yori Evo 48V | Yori Pendant 48V

|   |   |                                    |   |   |   |                                    |                             |
|---|---|------------------------------------|---|---|---|------------------------------------|-----------------------------|
|    | <b>Description</b><br>Colored glass filter 1 mm/<br>Filtro in vetro colorato 1 mm<br>Holder included          | <b>Code</b><br><u>0.26402.00</u>   | <b>Finishes</b><br>4A Red<br>5A Green<br>6A Blue<br>7A Pink<br>8A Yellow<br>9A Orange |    | <b>Description</b><br>Dense texture honeycomb louvre/<br>Griglia alveolare a maglia fitta<br>Holder included                                      | <b>Code</b><br><u>0.26442.0000</u> |                             |
|  | <b>Description</b><br>Colored gel slides (2 pieces)/<br>Vetrini per gel colorato (2 pezzi)<br>Holder included | <b>Code</b><br><u>0.26410.0000</u> |   |    | <b>Description</b><br>Wide texture honeycomb louvre/<br>Griglia alveolare a maglia larga<br>Holder included                                       | <b>Code</b><br><u>0.26450.0000</u> |                             |
|  | <b>Description</b><br>Selective filter 3000K - 2700K /<br>Filtro selettivo 3000K - 2700K<br>Holder included   | <b>Code</b><br><u>0.26559.0000</u> |   |  | <b>Description</b><br>Elliptical beam lens /<br>Lente per fascio ellittico<br>Holder included   | <b>Code</b><br><u>0.26457.0000</u> |                             |
|  | <b>Description</b><br>Selective filter 2700K - 2500K /<br>Filtro selettivo 2700K - 2500K<br>Holder included   | <b>Code</b><br><u>0.26418.0000</u> |   |  | <b>Description</b><br>Opal lens/<br>Lente opale<br>Holder included  | <b>Code</b><br><u>0.26462.0000</u> |                             |
|  | <b>Description</b><br>Selective filter 2700K - 2200K /<br>Filtro selettivo 2700K - 2200K<br>Holder included   | <b>Code</b><br><u>0.26426.0000</u> |   |  | <b>Description</b><br>Spread lens/<br>Lente diffondente<br>Holder included  | <b>Code</b><br><u>0.26470.0000</u> |                             |
|  | <b>Description</b><br>Selective filter 2700K - 2000K /<br>Filtro selettivo 2700K - 2000K<br>Holder included   | <b>Code</b><br><u>0.26434.0000</u> |   |  | <b>Description</b><br>Cross blade louvre/<br>Griglia a croce  | <b>Code</b><br><u>0.26477.0000</u> |                             |
|  | <b>Description</b><br>Selective filter 3000K - 3500K /<br>Filtro selettivo 3000K - 3500K<br>Holder included   | <b>Code</b><br><u>0.26567.0000</u> |   |  | <b>Description</b><br>Barn doors/<br>Alette rompiflusso   | <b>Code</b><br><u>0.26485.0000</u> |                             |
|  | <b>Description</b><br>Selective filter 3000K - 4000K /<br>Filtro selettivo 3000K - 4000K<br>Holder included   | <b>Code</b><br><u>0.26575.0000</u> |   |  | <b>Description</b><br>Cone 45° wall washer/<br>Cono 45° wall washer<br>Not for codes/Non per codici:<br>Yori Pendant Ghostrack   Yori Pendant 48V | <b>Code</b><br><u>0.26489.00</u>   | <b>Finishes</b><br>12<br>31 |

# Accessories

## Decorative accessories/ Accessori decorativi

Yori Evo Ghostrack | Yori Evo Box | Yori Pendant Ghostrack | Yori Evo 48V | Yori Pendant 48V



**Description**  
Cylinder, hollow version  
( $\varnothing$  60 mm, h 40 mm)/  
Cilindro versione cava  
( $\varnothing$  60 mm, h 40 mm)

**Code**  
0.26046.00

Yori Pendant Ghostrack | Yori Pendant 48V

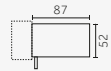


**Description**  
Coloured cables/  
Cavi colorati

**Code**  
On request

## Framing accessory/ Sagomatore

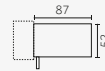

Yori Evo Ghostrack | Yori Evo Box



**Description**  
Framing accessory,  
light shape - square/  
Sagomatore,  
forma di luce - quadrata

**Code**  
0.26651.0021

To be used without optics (Precision / Performance)/  
Da utilizzare senza ottica (Precision / Performance)



**Description**  
Framing accessory,  
light shape - round/  
Sagomatore,  
forma di luce - tonda







**Code**  
0.26650.0021

To be used without optics (Precision / Performance)/  
Da utilizzare senza ottica (Precision / Performance)

## Ø 60 mm | Performance | Accessories
















### Interchangeable IOS optics/ Ottiche intercambiabili IOS

Yori Evo Ghostrack | Yori Evo Box | Yori Evo 48V

|   |   |  |                                    |   |  |  |                                    |
|---|---|--|------------------------------------|---|--|--|------------------------------------|
|  |  | <b>Description</b><br>Performance - Narrow beam/<br>Performance - Fascio stretto<br>(13°-9W, 12W, 17W) | <b>Code</b><br><b>0.35145.0000</b> |  |  | <b>Description</b><br>Performance - Wide beam/<br>Performance - Fascio largo<br>(39°-9W, 12W, 17W) | <b>Code</b><br><b>0.35147.0000</b> |
|  |  | <b>Description</b><br>Performance - Medium beam/<br>Performance - Fascio medio<br>(24°-9W, 12W, 17W)   | <b>Code</b><br><b>0.35146.0000</b> |   |  |  |                                    |

### Optics accessories/ Accessori ottiche

Yori Evo Ghostrack | Yori Evo Box | Yori Evo 48V

|   |  |                                    |   |   |   |                                    |                             |
|---|--|------------------------------------|---|---|---|------------------------------------|-----------------------------|
|    | <b>Description</b><br>Colored glass filter 1 mm/<br>Filtro in vetro colorato 1 mm<br>Holder included           | <b>Code</b><br><b>0.26403.00</b>   | <b>Finishes</b><br>4A Red<br>5A Green<br>6A Blue<br>7A Pink<br>8A Yellow<br>9A Orange |    | <b>Description</b><br>Selective filter 3000K - 4000K /<br>Filtro selettivo 3000K - 4000K<br>Holder included | <b>Code</b><br><b>0.26576.0000</b> |                             |
|    | <b>Description</b><br>Dense texture honeycomb louvre/<br>Griglia alveolare a maglia fitta<br>Holder included   | <b>Code</b><br><b>0.26443.0000</b> |   |   | <b>Description</b><br>Wide texture honeycomb louvre/<br>Griglia alveolare a maglia larga<br>Holder included | <b>Code</b><br><b>0.26451.0000</b> |                             |
|   | <b>Description</b><br>Colored gel slides (2 pieces)/<br>Vetrini per gel colorato (2 pezzi)/<br>Holder included | <b>Code</b><br><b>0.26411.0000</b> |   |  | <b>Description</b><br>Elliptical beam lens /<br>Lente per fascio ellittico<br>Holder included               | <b>Code</b><br><b>0.26493.0000</b> |                             |
|  | <b>Description</b><br>Selective filter 3000K - 2700K /<br>Filtro selettivo 3000K - 2700K<br>Holder included    | <b>Code</b><br><b>0.26560.0000</b> |   |  | <b>Description</b><br>Opal lens/<br>Lente opale<br>Holder included  | <b>Code</b><br><b>0.26463.0000</b> |                             |
|  | <b>Description</b><br>Selective filter 2700K - 2500K /<br>Filtro selettivo 2700K - 2500K<br>Holder included    | <b>Code</b><br><b>0.26419.0000</b> |   |  | <b>Description</b><br>Spread lens/<br>Lente diffondente<br>Holder included                                  | <b>Code</b><br><b>0.26471.0000</b> |                             |
|  | <b>Description</b><br>Selective filter 2700K - 2200K /<br>Filtro selettivo 2700K - 2200K<br>Holder included    | <b>Code</b><br><b>0.26427.0000</b> |   |  | <b>Description</b><br>Cross blade louvre/<br>Griglia a croce<br>Holder included                             | <b>Code</b><br><b>0.26481.0000</b> |                             |
|  | <b>Description</b><br>Selective filter 2700K - 2000K /<br>Filtro selettivo 2700K - 2000K<br>Holder included    | <b>Code</b><br><b>0.26435.0000</b> |   |  | <b>Description</b><br>Cone 45° wall washer/<br>Cono 45° wall washer   | <b>Code</b><br><b>0.26497.00</b>   | <b>Finishes</b><br>12<br>31 |
|  | <b>Description</b><br>Selective filter 3000K - 3500K /<br>Filtro selettivo 3000K - 3500K<br>Holder included    | <b>Code</b><br><b>0.26568.0000</b> |   |   |   |                                    |                             |

### Framing accessory/ Sagomatore

Yori Evo Ghostrack | Yori Evo Box

|   |   |  |                                    |   |  |  |                                    |
|---|---|--|------------------------------------|---|--|--|------------------------------------|
|  |  | <b>Description</b><br>Framing accessory,<br>light shape - square/<br>Sagomatore,<br>forma di luce - quadrata | <b>Code</b><br><b>0.26651.0021</b> |  |  | <b>Description</b><br>Framing accessory,<br>light shape - round/<br>Sagomatore,<br>forma di luce - tonda | <b>Code</b><br><b>0.26650.0021</b> |
|---|---|--|------------------------------------|---|--|--|------------------------------------|

To be used without optics (Precision / Performance)/  
Da utilizzare senza ottica (Precision / Performance)



To be used without optics (Precision / Performance)/  
Da utilizzare senza ottica (Precision / Performance)



## Ø 75 mm | Precision | Accessories

### Interchangeable IOS optics/ Ottiche intercambiabili IOS

Yori Evo Ghostack | Yori Evo Box

|   |   |  |                                    |
|---|---|--|------------------------------------|
|  |  | <b>Description</b><br>Precision - Narrow beam/<br>Precision - Fascio stretto<br>(12°-12W, 17W, 24W, 28W) | <b>Code</b><br><u>0.35130.0000</u> |
|---|---|--|------------------------------------|


Not for codes/Non per codici: 1X.NH64A / 2X.NH64A / 1X.LH66B.DT / NH84A / LH86B.DT


|   |  |  |                                    |
|---|--|--|------------------------------------|
|  |  | <b>Description</b><br>Precision - Medium beam/<br>Precision - Fascio medio<br>(23°-12W, 17W, 24W, 28W) | <b>Code</b><br><u>0.35131.0000</u> |
|---|--|--|------------------------------------|


Not for codes/Non per codici: 1X.NH64A / 2X.NH64A / 1X.LH66B.DT / NH84A / LH86B.DT

### Optics accessories/ Accessori ottiche


Yori Evo Ghostack | Yori Evo Box


|   |  |                                  |   |
|---|--|----------------------------------|---|
|  | <b>Description</b><br>Colored glass filter 1 mm/<br>Filtro in vetro colorato 1 mm<br>Holder included | <b>Code</b><br><u>0.26404.00</u> | <b>Finishes</b><br>4A Red<br>5A Green<br>6A Blue<br>7A Pink<br>8A Yellow<br>9A Orange |
|---|--|----------------------------------|---|


|   |  |                                    |
|---|--|------------------------------------|
|  | <b>Description</b><br>Dense texture honeycomb louvre/<br>Griglia alveolare a maglia fitta<br>Holder included | <b>Code</b><br><u>0.26444.0000</u> |
|---|--|------------------------------------|

|   |   |                                    |
|---|---|------------------------------------|
|  | <b>Description</b><br>Wide texture honeycomb louvre/<br>Griglia alveolare a maglia larga<br>Holder included | <b>Code</b><br><u>0.26452.0000</u> |
|---|---|------------------------------------|


|   |  |                                    |
|---|--|------------------------------------|
|  | <b>Description</b><br>Colored gel slides (2 pieces)/<br>Vetrini per gel colorato (2 pezzi)/<br>Holder included | <b>Code</b><br><u>0.26412.0000</u> |
|---|--|------------------------------------|


|   |   |                                    |
|---|---|------------------------------------|
|  | <b>Description</b><br>Elliptical beam lens /<br>Lente per fascio ellittico<br>Holder included | <b>Code</b><br><u>0.26458.0000</u> |
|---|---|------------------------------------|

|   |   |                                    |
|---|---|------------------------------------|
|  | <b>Description</b><br>Selective filter 3000K - 2700K /<br>Filtro selettivo 3000K - 2700K<br>Holder included | <b>Code</b><br><u>0.26561.0000</u> |
|---|---|------------------------------------|


|   |  |                                    |
|---|--|------------------------------------|
|  | <b>Description</b><br>Opal lens/<br>Lente opale<br>Holder included | <b>Code</b><br><u>0.26464.0000</u> |
|---|--|------------------------------------|

|   |   |                                    |
|---|---|------------------------------------|
|  | <b>Description</b><br>Selective filter 2700K - 2500K /<br>Filtro selettivo 2700K - 2500K<br>Holder included | <b>Code</b><br><u>0.26420.0000</u> |
|---|---|------------------------------------|


|   |  |                                    |
|---|--|------------------------------------|
|  | <b>Description</b><br>Spread lens/<br>Lente diffondente<br>Holder included | <b>Code</b><br><u>0.26472.0000</u> |
|---|--|------------------------------------|




|   |   |                                    |
|---|---|------------------------------------|
|  | <b>Description</b><br>Selective filter 2700K - 2200K /<br>Filtro selettivo 2700K - 2200K<br>Holder included | <b>Code</b><br><u>0.26428.0000</u> |
|---|---|------------------------------------|


|   |   |                                    |
|---|---|------------------------------------|
|  | <b>Description</b><br>Cross blade louvre/<br>Griglia a croce<br>Holder included | <b>Code</b><br><u>0.26478.0000</u> |
|---|---|------------------------------------|

|   |   |                                    |
|---|---|------------------------------------|
|  | <b>Description</b><br>Selective filter 2700K - 2000K /<br>Filtro selettivo 2700K - 2000K<br>Holder included | <b>Code</b><br><u>0.26436.0000</u> |
|---|---|------------------------------------|

|   |  |                                    |
|---|--|------------------------------------|
|  | <b>Description</b><br>Barn doors/<br>Alette rompiflusso<br>Holder included | <b>Code</b><br><u>0.26486.0000</u> |
|---|--|------------------------------------|

|   |   |                                    |
|---|---|------------------------------------|
|  | <b>Description</b><br>Selective filter 3000K - 3500K /<br>Filtro selettivo 3000K - 3500K<br>Holder included | <b>Code</b><br><u>0.26569.0000</u> |
|---|---|------------------------------------|









|   |   |                                  |   |
|---|---|----------------------------------|---|
|  | <b>Description</b><br>Cone 45° wall washer/<br>Cono 45° wall washer | <b>Code</b><br><u>0.26490.00</u> | <b>Finishes</b><br>12 <br>31  |
|---|---|----------------------------------|---|

|   |   |                                    |
|---|---|------------------------------------|
|  | <b>Description</b><br>Selective filter 3000K - 4000K /<br>Filtro selettivo 3000K - 4000K<br>Holder included | <b>Code</b><br><u>0.26577.0000</u> |
|---|---|------------------------------------|

## Ø 75 mm | Performance | Accessories
















### Interchangeable IOS optics/ Ottiche intercambiabili IOS

Yori Evo Ghostrack | Yori Evo Box

|   |   |  |                                    |   |  |   |                                    |
|---|---|--|------------------------------------|---|--|---|------------------------------------|
|  |  | <b>Description</b><br>Performance - Narrow beam/<br>Performance - Fascio stretto<br>(12°-12W, 17W, 24W, 28W) | <b>Code</b><br><b>0.35150.0000</b> |  |  | <b>Description</b><br>Performance - Medium-wide beam/<br>Performance - Fascio medio largo<br>(37°-12W, 17W, 24W, 28W) | <b>Code</b><br><b>0.35153.0000</b> |
|  |  | <b>Description</b><br>Performance - Medium beam/<br>Performance - Fascio medio<br>(23°-12W, 17W, 24W, 28W)   | <b>Code</b><br><b>0.35151.0000</b> |  |  | <b>Description</b><br>Performance - Wide beam/<br>Performance - Fascio largo<br>(48°-12W, 17W, 24W, 28W)              | <b>Code</b><br><b>0.35152.0000</b> |

### Optics accessories/ Accessori ottiche





Yori Evo Ghostrack | Yori Evo Box





|   |  |                                    |   |   |  |                                    |                             |
|---|--|------------------------------------|---|---|--|------------------------------------|-----------------------------|
|    | <b>Description</b><br>Colored glass filter 1 mm/<br>Filtro in vetro colorato 1 mm<br>Holder included           | <b>Code</b><br><b>0.26405.00</b>   | <b>Finishes</b><br>4A Red<br>5A Green<br>6A Blue<br>7A Pink<br>8A Yellow<br>9A Orange |    | <b>Description</b><br>Selective filter 3000K - 4000K /<br>Filtro selettivo 3000K - 4000K<br>Holder included  | <b>Code</b><br><b>0.26578.0000</b> |                             |
|   | <b>Description</b><br>Colored gel slides (2 pieces)/<br>Vetrini per gel colorato (2 pezzi)/<br>Holder included | <b>Code</b><br><b>0.26413.0000</b> |   |    | <b>Description</b><br>Dense texture honeycomb louvre/<br>Griglia alveolare a maglia fitta<br>Holder included | <b>Code</b><br><b>0.26445.0000</b> |                             |
|  | <b>Description</b><br>Selective filter 3000K - 2700K /<br>Filtro selettivo 3000K - 2700K<br>Holder included    | <b>Code</b><br><b>0.26562.0000</b> |   |   | <b>Description</b><br>Wide texture honeycomb louvre/<br>Griglia alveolare a maglia larga<br>Holder included  | <b>Code</b><br><b>0.26453.0000</b> |                             |
|  | <b>Description</b><br>Selective filter 2700K - 2500K /<br>Filtro selettivo 2700K - 2500K<br>Holder included    | <b>Code</b><br><b>0.26421.0000</b> |   |  | <b>Description</b><br>Elliptical beam lens /<br>Lente per fascio ellittico<br>Holder included                | <b>Code</b><br><b>0.26494.0000</b> |                             |
|  | <b>Description</b><br>Selective filter 2700K - 2200K /<br>Filtro selettivo 2700K - 2200K<br>Holder included    | <b>Code</b><br><b>0.26429.0000</b> |   |  | <b>Description</b><br>Opal lens/<br>Lente opale<br>Holder included   | <b>Code</b><br><b>0.26465.0000</b> |                             |
|  | <b>Description</b><br>Selective filter 2700K - 2000K /<br>Filtro selettivo 2700K - 2000K<br>Holder included    | <b>Code</b><br><b>0.26437.0000</b> |   |  | <b>Description</b><br>Spread lens/<br>Lente diffondente<br>Holder included                                   | <b>Code</b><br><b>0.26473.0000</b> |                             |
|  | <b>Description</b><br>Selective filter 3000K - 3500K /<br>Filtro selettivo 3000K - 3500K<br>Holder included    | <b>Code</b><br><b>0.26570.0000</b> |   |  | <b>Description</b><br>Cross blade louvre/<br>Griglia a croce<br>Holder included                              | <b>Code</b><br><b>0.26482.0000</b> |                             |
|   |  |                                    |   |  | <b>Description</b><br>Cone 45° wall washer/<br>Cono 45° wall washer  | <b>Code</b><br><b>0.26498.00</b>   | <b>Finishes</b><br>12<br>31 |

## Ø 95 mm | Precision | Accessories

### Interchangeable IOS optics/ Ottiche intercambiabili IOS

Yori Evo Ghostrack | Yori Evo Box | Yori Pendant Ghostrack

|   |   |   |                                    |
|---|---|---|------------------------------------|
|  |  | <b>Description</b><br>Precision - Narrow beam /<br>Precision - Fascio stretto<br>(12°-12W, 17W, 24W, 33W) | <b>Code</b><br><b>0.35135.0000</b> |
|  |  | <b>Description</b><br>Precision - Wide beam /<br>Precision - Fascio largo<br>(38°-12W, 17W, 24W, 33W)     | <b>Code</b><br><b>0.35037.0000</b> |









|   |  |  |                                    |
|---|--|--|------------------------------------|
|  |  | <b>Description</b><br>Precision - Medium beam /<br>Precision - Fascio medio<br>(23°-12W, 17W, 24W, 33W)          | <b>Code</b><br><b>0.35136.0000</b> |
|  |  | <b>Description</b><br>Precision - Very wide beam /<br>Precision - Fascio molto largo<br>(53°-12W, 17W, 24W, 33W) | <b>Code</b><br><b>0.35038.0000</b> |









Not for codes/Non per codici: **1X.PH64A / 2X.PH64A / 1X.MH68B.DT / PH84A / MH88B.DT**

Not for codes/Non per codici: **1X.PH64A / 2X.PH64A / 1X.MH68B.DT / PH84A / MH88B.DT**

### Optics accessories/ Accessori ottiche


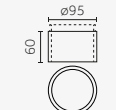
Yori Evo Ghostrack | Yori Evo Box | Yori Pendant Ghostrack

|   |  |                                    |   |
|---|--|------------------------------------|---|
|    | <b>Description</b><br>Colored glass filter 1 mm /<br>Filtro in vetro colorato 1 mm<br>Holder included            | <b>Code</b><br><b>0.26406.00</b>   | <b>Finishes</b><br>4A Red<br>5A Green<br>6A Blue<br>7A Pink<br>8A Yellow<br>9A Orange |
|   | <b>Description</b><br>Colored gel slides (2 pieces) /<br>Vetrini per gel colorato (2 pezzi) /<br>Holder included | <b>Code</b><br><b>0.26414.0000</b> |   |
|  | <b>Description</b><br>Selective filter 3000K - 2700K /<br>Filtro selettivo 3000K - 2700K<br>Holder included      | <b>Code</b><br><b>0.26563.0000</b> |   |
|  | <b>Description</b><br>Selective filter 2700K - 2500K /<br>Filtro selettivo 2700K - 2500K<br>Holder included      | <b>Code</b><br><b>0.26422.0000</b> |   |
|  | <b>Description</b><br>Selective filter 2700K - 2200K /<br>Filtro selettivo 2700K - 2200K<br>Holder included      | <b>Code</b><br><b>0.26430.0000</b> |   |
|  | <b>Description</b><br>Selective filter 2700K - 2000K /<br>Filtro selettivo 2700K - 2000K<br>Holder included      | <b>Code</b><br><b>0.26438.0000</b> |   |
|  | <b>Description</b><br>Selective filter 3000K - 3500K /<br>Filtro selettivo 3000K - 3500K<br>Holder included      | <b>Code</b><br><b>0.26571.0000</b> |   |
|  | <b>Description</b><br>Selective filter 3000K - 4000K /<br>Filtro selettivo 3000K - 4000K<br>Holder included      | <b>Code</b><br><b>0.26579.0000</b> |   |


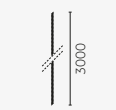
|   |   |                                    |                             |
|---|---|------------------------------------|-----------------------------|
|    | <b>Description</b><br>Dense texture honeycomb louvre /<br>Griglia alveolare a maglia fitta<br>Holder included                   | <b>Code</b><br><b>0.26446.0000</b> |                             |
|    | <b>Description</b><br>Wide texture honeycomb louvre /<br>Griglia alveolare a maglia larga<br>Holder included                    | <b>Code</b><br><b>0.26454.0000</b> |                             |
|  | <b>Description</b><br>Elliptical beam lens /<br>Lente per fascio ellittico<br>Holder included                                   | <b>Code</b><br><b>0.26459.0000</b> |                             |
|  | <b>Description</b><br>Opal lens /<br>Lente opale<br>Holder included   | <b>Code</b><br><b>0.26466.0000</b> |                             |
|  | <b>Description</b><br>Spread lens /<br>Lente diffondente<br>Holder included   | <b>Code</b><br><b>0.26474.0000</b> |                             |
|  | <b>Description</b><br>Cross blade louvre /<br>Griglia a croce   | <b>Code</b><br><b>0.26479.0000</b> |                             |
|  | <b>Description</b><br>Barn doors /<br>Alette rompiflusso  | <b>Code</b><br><b>0.26487.0000</b> |                             |
|  | <b>Description</b><br>Cone 45° wall washer /<br>Cono 45° wall washer<br>Not for codes/Non per codici:<br>Yori Pendant Ghostrack | <b>Code</b><br><b>0.26491.00</b>   | <b>Finishes</b><br>12<br>31 |

### Decorative accessories/ Accessori decorativi

Yori Evo Ghostrack | Yori Evo Box | Yori Pendant Ghostrack

|   |   |  |                                    |
|---|---|--|------------------------------------|
|  |  | <b>Description</b><br>Cylinder, hollow version<br>(Ø 95 mm, h 60 mm) /<br>Cilindro versione cava<br>(Ø 95 mm, h 60 mm) | <b>Code</b><br><b>0.26047.0000</b> |
|---|---|--|------------------------------------|









Yori Pendant Ghostrack | Yori Pendant 48V

|   |  |  |                                 |
|---|--|--|---------------------------------|
|  |  | <b>Description</b><br>Coloured cables /<br>Cavi colorati | <b>Code</b><br><b>Onrequest</b> |
|---|--|--|---------------------------------|

## Ø 95 mm | Performance | Accessories
















### Interchangeable IOS optics/ Ottiche intercambiabili IOS

Yori Evo Ghostrack | Yori Evo Box

|   |   |  |                                    |   |  |   |                                    |
|---|---|--|------------------------------------|---|--|---|------------------------------------|
|  |  | <b>Description</b><br>Performance - Narrow beam/<br>Performance - Fascio stretto<br>(10°-12W, 17W, 24W, 33W) | <b>Code</b><br><b>0.35155.0000</b> |  |  | <b>Description</b><br>Performance - Medium-wide beam/<br>Performance - Fascio Medio-largo<br>(31°-12W, 17W, 24W, 33W) | <b>Code</b><br><b>0.35157.0000</b> |
|  |  | <b>Description</b><br>Performance - Medium beam/<br>Performance - Fascio medio<br>(20°-12W, 17W, 24W, 33W)   | <b>Code</b><br><b>0.35156.0000</b> |  |  | <b>Description</b><br>Performance - Wide beam/<br>Performance - Fascio largo<br>(40°-12W, 17W, 24W, 33W)              | <b>Code</b><br><b>0.35158.0000</b> |

### Optics accessories/ Accessori ottiche

Yori Evo Ghostrack | Yori Evo Box

|   |  |                                    |   |   |  |                                    |                             |
|---|--|------------------------------------|---|---|--|------------------------------------|-----------------------------|
|    | <b>Description</b><br>Colored glass filter 1 mm/<br>Filtro in vetro colorato 1 mm<br>Holder included           | <b>Code</b><br><b>0.26407.00</b>   | <b>Finishes</b><br>4A Red<br>5A Green<br>6A Blue<br>7A Pink<br>8A Yellow<br>9A Orange |    | <b>Description</b><br>Selective filter 3000K - 4000K /<br>Filtro selettivo 3000K - 4000K<br>Holder included  | <b>Code</b><br><b>0.26580.0000</b> |                             |
|   | <b>Description</b><br>Colored gel slides (2 pieces)/<br>Vetrini per gel colorato (2 pezzi)/<br>Holder included | <b>Code</b><br><b>0.26415.0000</b> |   |    | <b>Description</b><br>Dense texture honeycomb louvre/<br>Griglia alveolare a maglia fitta<br>Holder included | <b>Code</b><br><b>0.26447.0000</b> |                             |
|  | <b>Description</b><br>Selective filter 3000K - 2700K /<br>Filtro selettivo 3000K - 2700K<br>Holder included    | <b>Code</b><br><b>0.26564.0000</b> |   |   | <b>Description</b><br>Wide texture honeycomb louvre/<br>Griglia alveolare a maglia larga<br>Holder included  | <b>Code</b><br><b>0.26455.0000</b> |                             |
|  | <b>Description</b><br>Selective filter 2700K - 2500K /<br>Filtro selettivo 2700K - 2500K<br>Holder included    | <b>Code</b><br><b>0.26423.0000</b> |   |  | <b>Description</b><br>Elliptical beam lens /<br>Lente per fascio ellittico<br>Holder included                | <b>Code</b><br><b>0.26495.0000</b> |                             |
|  | <b>Description</b><br>Selective filter 2700K - 2200K /<br>Filtro selettivo 2700K - 2200K<br>Holder included    | <b>Code</b><br><b>0.26431.0000</b> |   |  | <b>Description</b><br>Opal lens/<br>Lente opale<br>Holder included   | <b>Code</b><br><b>0.26467.0000</b> |                             |
|  | <b>Description</b><br>Selective filter 2700K - 2000K /<br>Filtro selettivo 2700K - 2000K<br>Holder included    | <b>Code</b><br><b>0.26439.0000</b> |   |  | <b>Description</b><br>Spread lens/<br>Lente diffondente<br>Holder included                                   | <b>Code</b><br><b>0.26475.0000</b> |                             |
|  | <b>Description</b><br>Selective filter 3000K - 3500K /<br>Filtro selettivo 3000K - 3500K<br>Holder included    | <b>Code</b><br><b>0.26572.0000</b> |   |  | <b>Description</b><br>Cross blade louvre/<br>Griglia a croce   | <b>Code</b><br><b>0.26483.0000</b> |                             |
|   |  |                                    |   |  | <b>Description</b><br>Cone 45° wall washer/<br>Cono 45° wall washer  | <b>Code</b><br><b>0.26499.00</b>   | <b>Finishes</b><br>12<br>31 |